

Credit and Debit Card Interchange Fees in Various Countries

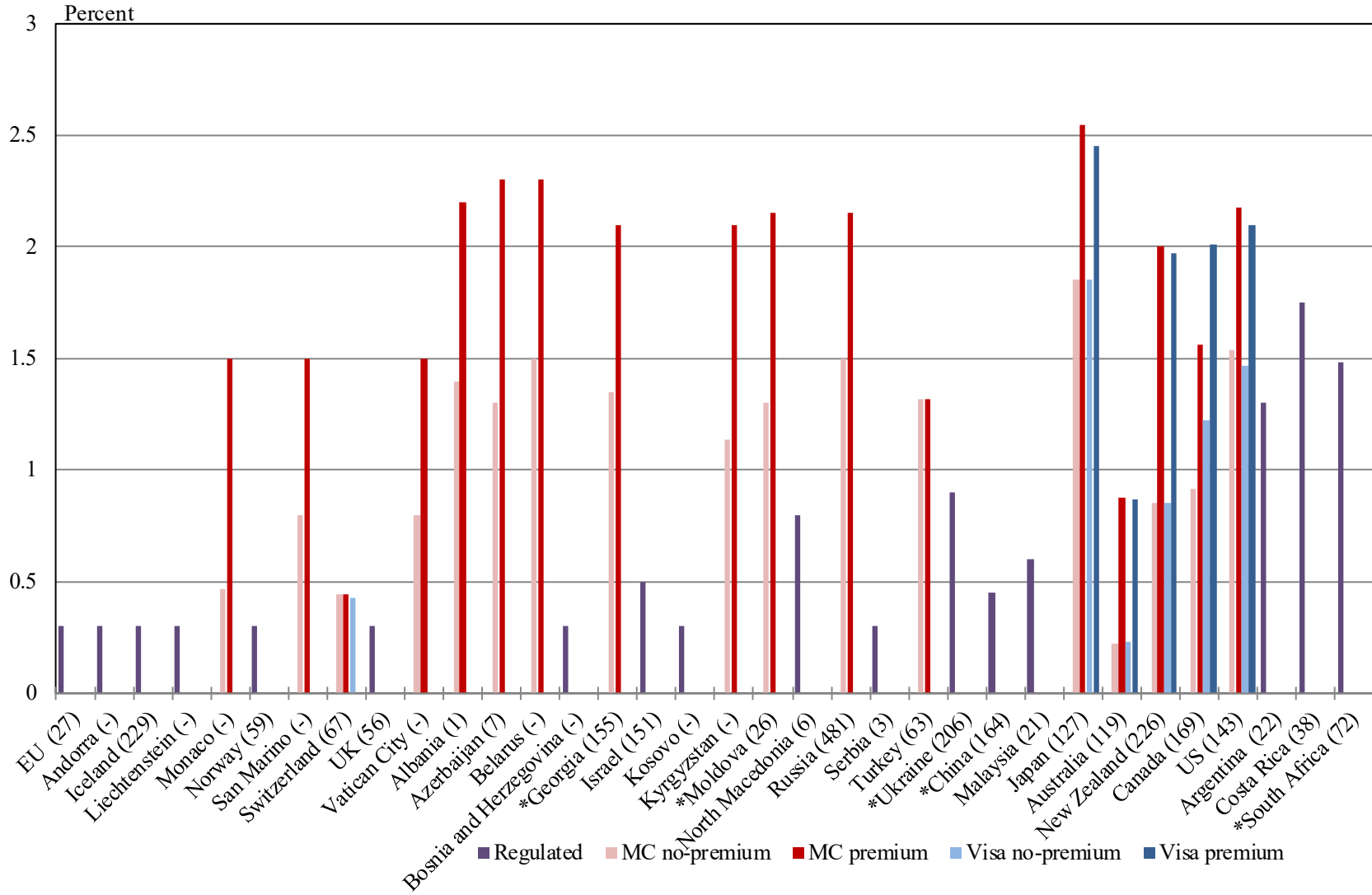
August 2023 Update

Prepared by Fumiko Hayashi, Aditi Routh, Sam Baird, and Jalen Nichols[†]

Federal Reserve Bank of Kansas City

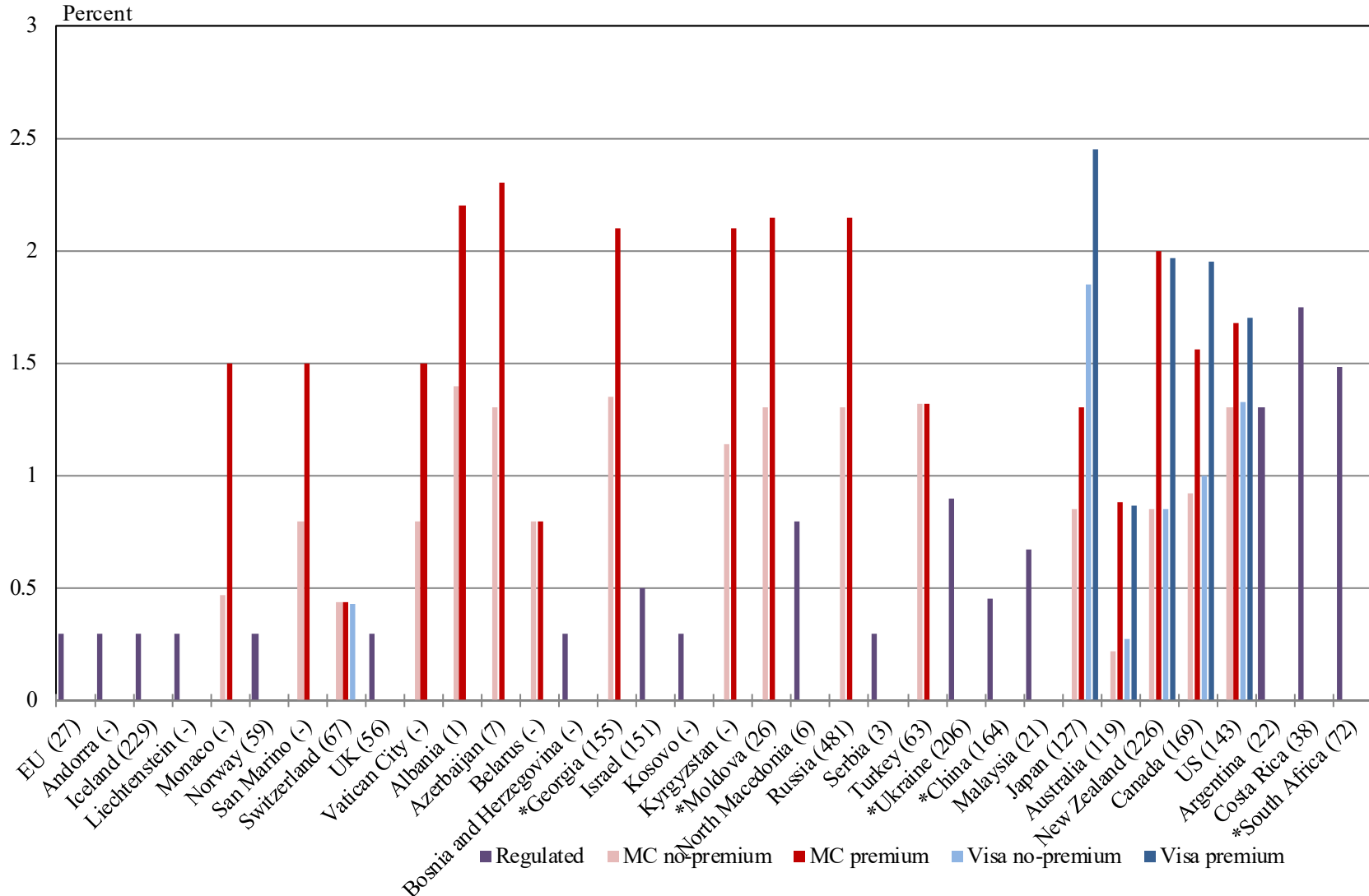
[†] Fumiko Hayashi, Senior Policy Advisor, Aditi Routh, Economist, Sam Baird, Payments Specialist, and Jalen Nichols, Research Associate, compiled this update. The original charts appeared in Hayashi, Fumiko, 2010. “Payment Card Interchange Fees and Merchant Service Charges – An International Comparison,” *Lydian Payments Journal*, 1(3): 6-22.

2023 Credit IF Rates: Retail (Face-to-Face)



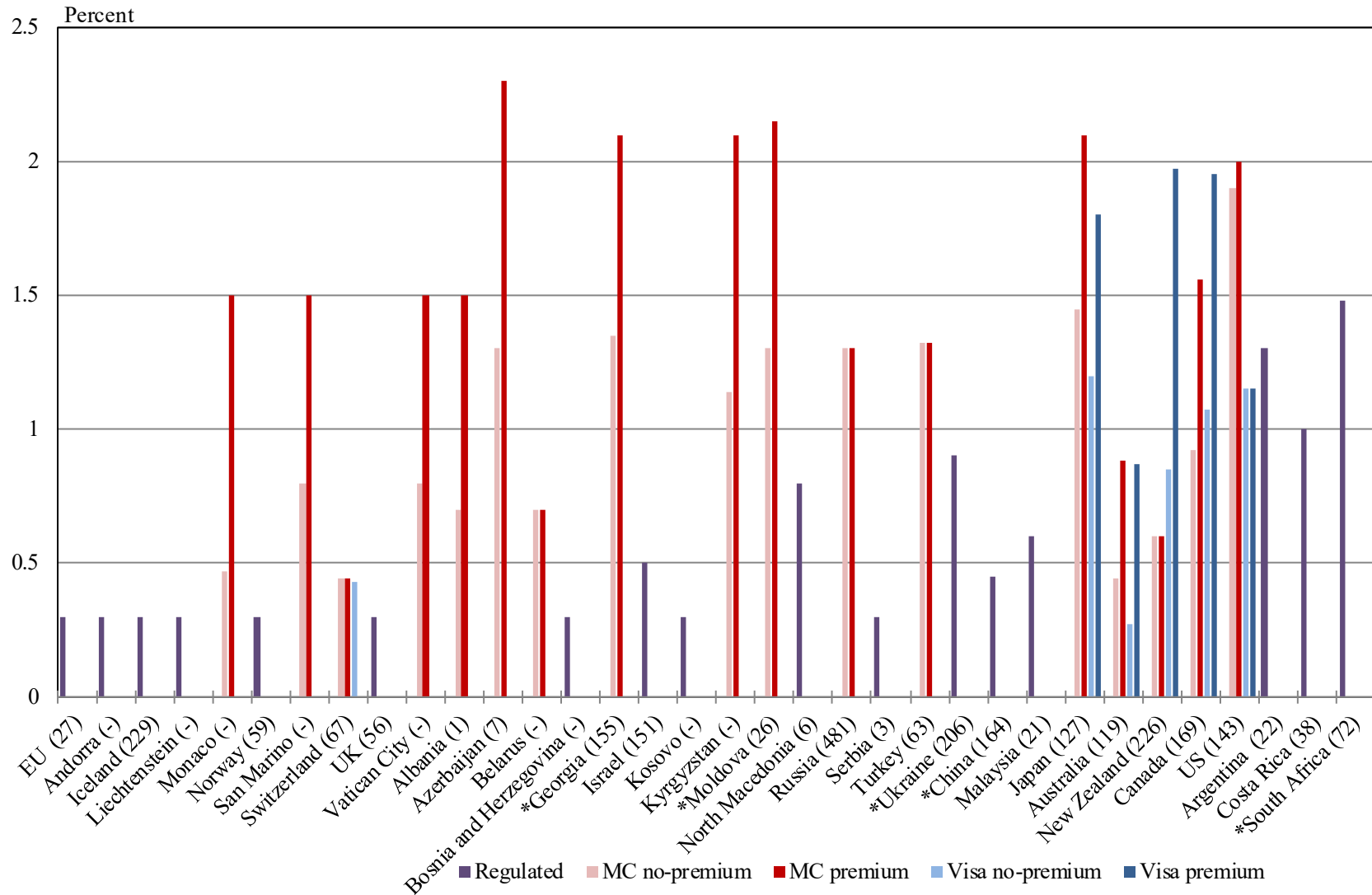
(-) Per capita credit, credit / delayed debit, or delayed debit card transactions per year. Calculated using combined credit and debit transactions for countries with asterisk,*.

2023 Credit IF Rates: Grocery



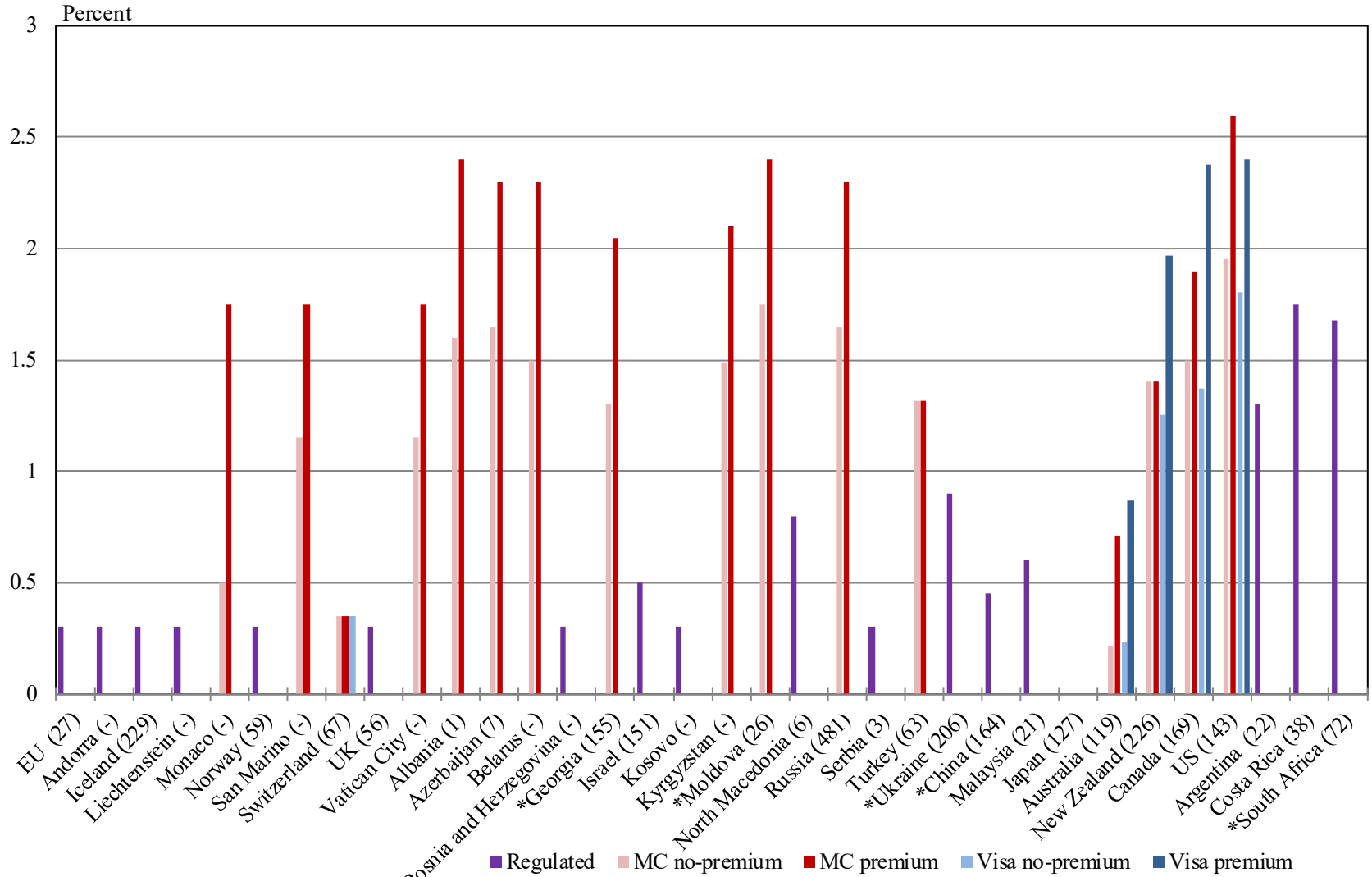
(-) Per capita credit, credit / delayed debit, or delayed debit card transactions per year. Calculated using combined credit and debit transactions for countries with asterisk,*.

2023 Credit IF Rates: Gas



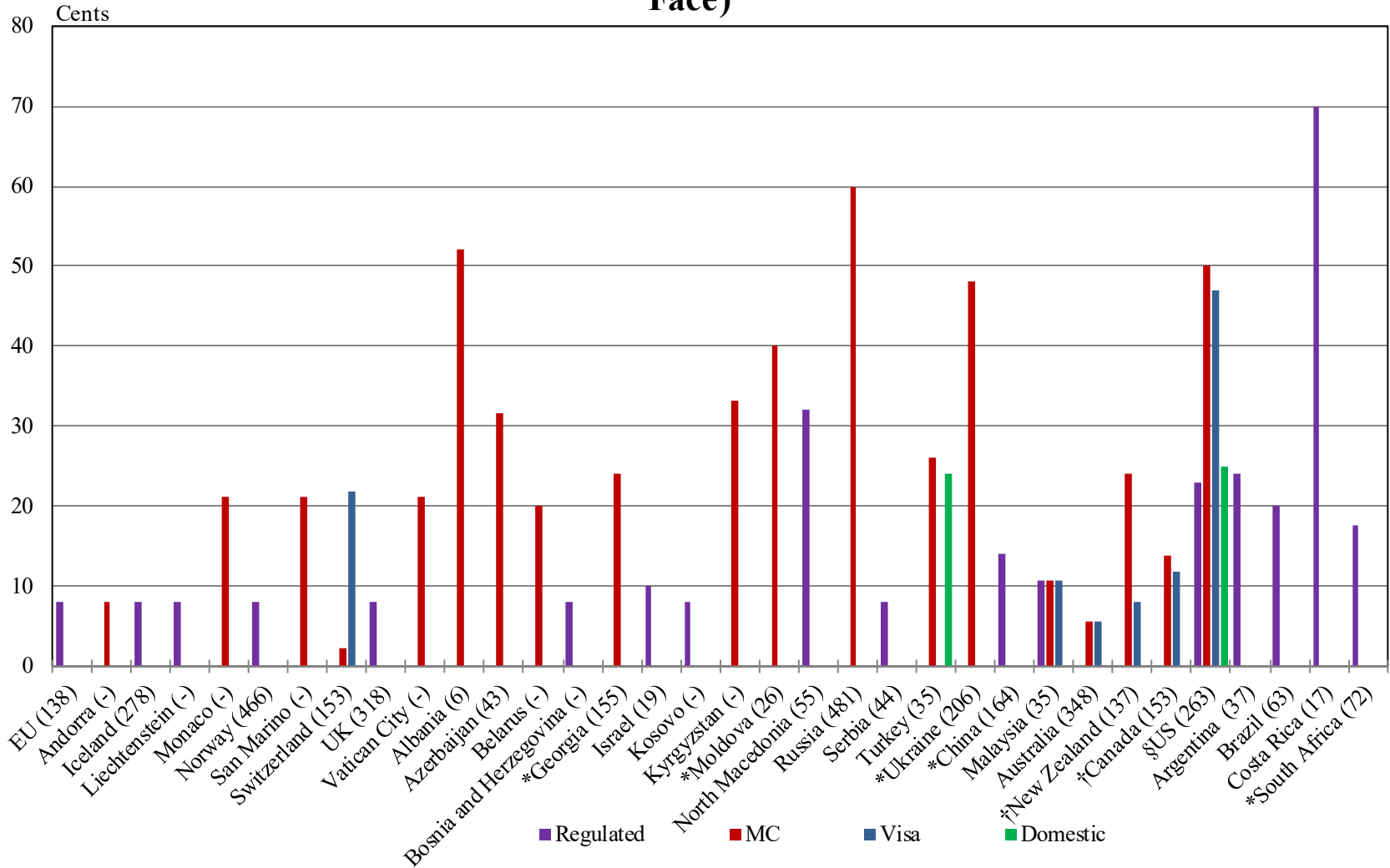
() Per capita credit, credit / delayed debit, or delayed debit card transactions per year. Calculated using combined credit and debit transactions for countries with asterisk, *.

2023 Credit IF Rates: E-merchant



() Per capita credit, credit / delayed debit, or delayed debit card transactions per year. Calculated using combined credit and debit transactions for countries with asterisk, *. Credit e-merchant IF rate is not available for Japan.

2023 Debit IF for US\$40-Equivalent Transaction: Retail Store (Face-to-Face)



() Per capita debit or debit / delayed debit transactions per year. Calculated using combined credit and debit transactions for countries with asterisk, *.
 † The domestic debit card scheme has zero interchange fees.

Notes:

The 2022 average exchange rates are used to convert debit card interchange fees to USD.

As for Mastercard interchange fees, Maestro fees are used for European countries.

As for the U.S. domestic interchange fee, the average PIN debit interchange fee for exempt issuers reported by the Federal Reserve Board is used.

EU countries are: Austria, Belgium, Bulgaria, Croatia, Cyprus, Czech Republic, Denmark, Estonia, Finland, France, Germany, Greece, Hungary, Ireland, Italy, Latvia, Lithuania, Luxembourg, Malta, Netherlands, Poland, Portugal, Romania, Slovakia, Slovenia, Spain, and Sweden.

Credit and debit transactions data are from 2022 for: EU countries, Iceland, Norway, Albania, Azerbaijan, Georgia, Macedonia, Serbia, Japan, Malaysia, New Zealand, and Costa Rica; from 2021 for: Switzerland, UK, Turkey, Ukraine, China, Australia, Canada, United States, Argentina, Brazil, South Africa; from 2020 for Israel and Russia; and from 2019 for Moldova.

Sources:

Interchange Fees

Europe

<https://www.visaeurope.com/about-us/interchange-fees/>

<https://www.mastercard.co.uk/en-gb/about-mastercard/what-we-do/interchange/european-interchange-rates.html>

http://www.parlament.gov.rs/49th_Sitting_of_the_Committee_on_Finance_State_Budget_and_Control_of_Public_Spending.34154.537.html

<https://www.boi.org.il/en/communication-and-publications/press-releases/the-interchange-fee-will-be-reduced-by-approximately-30-percent-from-07-percent-to-05-percent-in-three-stages/>

<https://bkm.com.tr/en/useful-information/commissions-and-fees/interbank-interchange-commissions/>

<https://bqk-kos.org/wp-content/uploads/2022/02/ENG-Rregullore-per-instrumentet-e-pagesave-elektronike-2022.pdf>

<https://www.stb.com.mk/media/3448/irf-north-macedonia-regulation-01-01-2023.pdf>

Asia

<https://www.dwt.com/blogs/financial-services-law-advisor/2016/11/china-report-uniform-interchange-rates-now-apply-d>

https://www.ocbc.com.my/assets/pdf/Cards/INTERCHANGE_FEE.pdf

<https://www.mastercard.co.jp/ja-jp/business/interchange.html>

<https://www.visa.co.jp/about-visa/interchange.html>

Oceania

<https://www.visa.com.au/about-visa/interchange.html>

<https://www.mastercard.com.au/en-au/about-mastercard/what-we-do/interchange.html>

<https://www.visa.co.nz/about-visa/interchange.html>

<https://www.mastercard.co.nz/en-nz/merchants/get-support/merchant-interchange-rates.html>

North America

<https://www.mastercard.ca/en-ca/about-mastercard/what-we-do/interchange.html>

[https://www.visa.ca/content/dam/VCOM/regional/na/canada/Support/Documents/Visa%20Canada%20Interchange%20Rates%20\(October%202022\).pdf](https://www.visa.ca/content/dam/VCOM/regional/na/canada/Support/Documents/Visa%20Canada%20Interchange%20Rates%20(October%202022).pdf)
<https://www.mastercard.us/en-us/business/overview/support/merchant-interchange-rates.html>
<https://usa.visa.com/dam/VCOM/download/merchants/visa-usa-interchange-reimbursement-fees.pdf>

South America

http://www.bcra.gov.ar/mediospago/politica_pagos.asp
<https://www.reuters.com/article/us-brazil-cenbank-regulation/brazil-caps-debit-card-fees-may-limit-them-further-idUSKBN1H22XL>
https://www.bccr.fi.cr/comunicacion-y-prensa/Docs_Comunicados_Prensa/CP-BCCR-037-2020-Comisiones_maximas_tarjetas_pago_vigencia_24_noviembre.pdf

Africa

<https://www.resbank.co.za/content/dam/sarb/what-we-do/payments-and-settlements/regulation-oversight-and-supervision/ATM%20and%20Card%20Interchange%20rates%20as%20at%2012%20June%202021.pdf>

Transactions

Europe

http://sdw.ecb.europa.eu/browseSelection.do?df=true&ec=&dc=&oc=&pb=&rc=&DATASET=0&removeItem=&REF_AREA=105&node=9689709
[https://www.cb.is/library/Fylgiskjol/Hagtolur/Markadir/Greidslumidlun/GRM_062022%20-%20Copy%20\(1\).xlsx](https://www.cb.is/library/Fylgiskjol/Hagtolur/Markadir/Greidslumidlun/GRM_062022%20-%20Copy%20(1).xlsx)
<https://www.norges-bank.no/en/news-events/news-publications/Reports/Norges-Bank-Papers/2023/memo-12023-payment-services/>
<https://stats.bis.org/statx/toc/CPMI.html>
https://www.bankofalbania.org/Payments/Payment_systems_statistics/
<https://www.cbar.az/page-45/payment-system-indicators>
<https://www.nbg.gov.ge/index.php?m=306&lng=eng>
<https://edge.boj.gov.il/?locale=en>
<https://www.nbrm.mk/content/Platni%20sistemi/Table%204%20Q1%202023.xlsx>
<https://www.bnm.md/en/content/annual-report-2020>
<https://www.cbr.ru/Content/Document/File/69595/T14.xlsx>
https://www.nbs.rs/export/sites/NBS_site/documents/platni-sistem/statistika/el_novac/el_novac_van_RS.xlsx
https://bank.gov.ua/admin_uploads/article/annual_report_2022_eng.pdf?v=4

Asia

<https://stats.bis.org/statx/toc/CPMI.html>
<https://www.bnm.gov.my/payment-statistics>
https://www.meti.go.jp/english/press/2022/1130_003.html
<https://paymentsjapan.or.jp/wp-content/uploads/2023/08/roadmap2023.pdf>

Oceania

<https://stats.bis.org/statx/toc/CPMI.html>
<https://infoshare.stats.govt.nz/infoshare/default.aspx?AspxAutoDetectCookieSupport=1>

North America

<https://stats.bis.org/statx/toc/CPMI.html>

South America

<https://stats.bis.org/statx/toc/CPMI.html>

[https://one.oecd.org/document/DAF/COMP/LACF\(2021\)8/en/pdf](https://one.oecd.org/document/DAF/COMP/LACF(2021)8/en/pdf)

Africa

<https://stats.bis.org/statx/toc/CPMI.html>

Miscellaneous (population and exchange rate)

<http://data.worldbank.org/indicator/SP.POP.TOTL>

<https://www.ofx.com/en-us/forex-news/historical-exchange-rates/yearly-average-rates/>

<https://unctadstat.unctad.org/CountryProfile/en-GB/index.html>