

Commentary: Rethinking Capital Regulation

Jean-Charles Rochet

It is a privilege to be here today to discuss this stimulating article of my distinguished colleagues Kashyap, Rajan and Stein, and to participate in this very interesting conference on how to maintain financial stability after the current credit crisis.

Many influential commentators¹ have advocated for fundamental reforms of financial regulatory/supervisory systems as a necessary response to the crisis. Capital regulations are clearly a crucial element of these systems, and the article by Kashyap, Rajan and Stein offers several important insights and a specific proposal on how to improve these regulations. This article is therefore particularly timely.

I will organize my comments in three parts:

1. The objectives of capital regulation.
2. The regulatory treatment of capital insurance.
3. Reorganizing the financial infrastructure.

1. The objectives of capital regulation

Capital regulation is a fundamental component of the financial safety net, together with deposit insurance, supervisory intervention, liquidity support by central banks and in some cases capital

injections by the Treasury. This financial safety net has officially two objectives:

- To protect small depositors against the failure of their bank (micro-prudential objective),
- And to protect the financial system as a whole against aggregate shocks (macro-prudential objective).

As pointed out by Kashyap, Rajan and Stein, individual bank failures and systemic crises cannot be eliminated altogether, which raises two questions:

- What should be their “optimal” frequency?
- How should we manage individual failures and, more importantly, systemic crises when they occur?

Existing capital regulations, notably Basel 2, have only offered a relatively precise answer to the first question, at least for individual bank failures. In particular, the IRB approach to credit risk in the pillar one of Basel 2 implies more or less explicitly a quantitative target for the maximum probability of default of commercial banks (0.1% over one year). This focus on the probability of default is consistent with traditional actuarial methods in insurance, with the practice of rating agencies and with the VaR approach to risk management developed by large banks (see also Gordy, 2003).

However, I want to suggest that focusing on an exogenously given probability of default is largely arbitrary and has many undesirable consequences. For example, Kashyap and Stein (2003), among others, argue that it would make more sense to implement a flexible approach where the maximum probability of failure would not be constant but would instead vary along the business cycle (concretely, to allow banks to take more risks during recessions and less during booms). This is obviously related to the procyclicality debate.

Moreover, the VaR approach can be easily manipulated and has led to many forms of regulatory arbitrage. In particular, it gives incentives for banks to shift their risks towards the upper tails of loss distributions, which increases systemic risk. In fact, VaR measures

may be appropriate from the perspective of a bank shareholder (who is protected by limited liability) but certainly not from that of public authorities (who will ultimately bear the costs of extreme losses).

From a conceptual viewpoint, capital requirements should be seen as a component of an insurance contract between regulators and banks, whereby banks have access to the financial safety net, provided they satisfy certain conditions. The capital of the bank can be interpreted as the “deductible” in this insurance contract, namely the size of the first tranche of losses, that will be entirely borne by shareholders. The failure of the bank occurs exactly when incurred losses exceed this amount.

In property casualty insurance, the level of deductibles on an insurance contract is **not** determined by a hypothetical target probability of claims (here bank failures), but instead by a trade-off between the expected cost of these claims (including transaction costs), the cost of self-financing the deductible (here the cost of equity for banks) and the benefit of insurance for customers that includes being able to increase the level of their risky activities (here the volume of lending).

By analogy, the capital requirement (CR) for banks should not be computed as a “VaR” but as an expected shortfall (or Tail VaR), which takes fully into account the tail distribution of losses, and thus does not give perverse incentives to shift risks to the upper tail of the loss distributions. Moreover, this “economic” approach to CR is much more flexible than the dominant “actuarial” approach. As in the case of insurance (see Plantin and Rochet, 2008), optimal CRs can in this way be determined by trading off the social cost of bank failures against the social benefit of bank lending, which are both likely to vary across the business cycle. They can also incorporate incentive considerations, on which I will comment below.

2. The regulatory treatment of capital insurance

As shown by Kashyap, Rajan and Stein (2008), the macro-prudential component of financial regulation is not sufficiently taken into account in existing capital regulations. They rightly point at the aggregate effects of the behavior of banks (especially large ones) during

crises. When these large banks face binding solvency constraints, they tend to react by reducing too much (from a social welfare perspective) their volume of assets (lending less and selling securities, even at a depressed price), rather than by issuing the amount of new equity that would allow them to keep the same volume of assets. This is because banks do not internalize the negative impact of their fire sales on the prices of these assets, which may itself force other banks to liquidate some of their assets, provoking a credit crunch and a downward spiral for asset prices (Brunnermeier, 2008; Adrian and Shin, 2008).

Kashyap, Rajan and Stein (2008) put forward a specific proposal for improving capital regulation: encouraging banks (on a voluntary basis) to purchase capital insurance contracts that would pay off in states of the world where the overall banking system is in bad shape. The idea behind this proposal is that whereas banks' preferred form of financing during tranquil times is short-term debt (because it is a better disciplining tool than equity or long-term debt, given the complexity of banking activities), equity capital becomes too scarce during recessions and banking crises. Banks tend to respond to these negative shocks by reducing the size of their balance sheets rather than by issuing new equity, both because investors are reluctant to provide it during stress periods and because banks do not internalize the negative impact on the economy.

In the capital insurance contracts proposed by Kashyap, Rajan and Stein, the insurer would commit to provide a given amount of cash when some aggregate measure of banks' performance falls below a pre-specified threshold. Banks would be less inclined to sell assets, and the need for public authorities to step in would be reduced. This proposal (which resembles an earlier proposal put forward by Flannery, 2005) is a particular form of the new Alternative Risk Transfer (ART) methods that provide hybrid instruments (with both insurance and financing components) to large firms, not exclusively in the financial sector. These ART instruments (such as contingent capital, catastrophe bonds and options) have been promoted by several re-insurers (notably Swiss Re) but have not so far been used extensively in practice.

The proposal of Kashyap, Rajan and Stein is a good idea, but several questions have to be answered more precisely. For example, isn't it too demanding to impose that the insurer post a 100% collateral deposit in a custodial account, considering that the probability of a claim is (hopefully) very small and the duration of the contract presumably quite long? On the other hand, how can regulators guarantee that the insurer will always fulfill its obligations, unless the insurer's capital itself is also regulated? Also, the pricing of these capital insurance contracts is likely to be difficult, given that claims will have a low probability of occurrence, but will occur exactly when the overall economic situation is very bad. Finally, the authors should clarify whether they think the main reason why banks do not issue more capital during crises is that they cannot or that they do not want to. In the first case, capital insurance contracts make a lot of sense, but then why is it that the banks themselves have not already come up with the idea? In the second case (i.e. if banks do not want to issue more capital during crises), capital insurance can still be good from a regulatory perspective (if not from a private perspective), but regulators have to be given the power to prevent the banks from distributing dividends with the money collected from the capital insurance contract.

I would like to put forward a similar proposal, inspired by Holmström and Tirole (1998), which could be viewed as a complement to the capital insurance proposal of Kashyap, Rajan and Stein. Suppose indeed that the Treasury issues a new type of security, namely a contingent bond that would pay off only conditionally on some trigger (that could be related to aggregate bank losses like in the proposal of Kashyap, Rajan and Stein, or more generally to other indicators of macroeconomic stress). The insurance properties of this security would be exactly the same as the one suggested by Kashyap, Rajan and Stein, but it would be provided by the Treasury and not by private investors such as sovereign funds or pension funds. The advantages would be that the solvency of the issuer would not have to be monitored and that liquidity would only be issued *ex post* (in the states of the world where it is needed) and would not be "wasted" in the states of the world where it is not needed. The superiority of the government over the market in providing *ex-post* liquidity comes from its unique ability to tax households and firms in the future.

Let me address now the questions of incentives. There seems to be a consensus that agency problems have been prevalent at all stages of the securitization process. A recent study by Ashcraft and Schuermann (2008) gives a splendid illustration of this prevalence. An important empirical question is whether capital requirements can be really efficient for aligning incentives between bank managers and public authorities. Kashyap, Rajan and Stein argue that short-term finance may be a better tool for disciplining bankers, essentially because banks are too complex entities to be monitored by shareholders. They observe that even if managers have very large stakes in their banks, they are inclined to take huge risks. This may explain why equity financing is so expensive for banks.

I believe this view is more appropriate for investment banks rather than commercial banks. In fact, since the implementation of Basel 1, commercial banks have traditionally held way more equity than the regulatory minimum, in response to market discipline. This seems to suggest that financial analysts and rating agencies consider that commercial banks need a sufficient amount of equity capital, above regulatory minimums. In fact, economic capital for a well-managed bank is often evaluated to a given multiple of regulatory capital. Therefore, regulation has to be designed in such a way that banks can save on their minimum capital charges (and thus on their economic capital, which allows them to increase return on equity) when they make investment decisions that are socially beneficial.

More generally, if one believes that capital regulation may have a sizable impact on bankers' incentives, it is particularly important to design capital charges for securitization and other credit risk transfer operations in such a way that they align the incentives of bank shareholders with the regulator's objective: encourage the transfer of "exogenous" risks (those that are not under the control of the bankers), limit the transfer of "endogenous" risks (the risks that are partially affected by bankers' actions) to the maximum amount that preserves incentives. The current implications of securitization in terms of regulatory capital requirements (especially Basel 2) do not necessarily encourage banks to adopt this strategy.

3. Reorganizing the financial infrastructure

As was clearly advocated by Tim Geithner, the president and CEO of the New York Fed, in a recent article (*Financial Times*, June 8, 2008), the important changes in the industrial organization of the financial industry that have been observed in the last decade make it necessary to “adapt the regulatory system to address the vulnerabilities exposed by the financial crisis.” In particular, he argues that “supervision has to ensure that counterparty risk management in the supervised institutions limits the risk of a rise in overall leverage outside the regulated institutions that could threaten the stability of the whole financial system.”

The guiding principle here should be the absence of a “regulatory free lunch”: If investment banks want to have access to the liquidity provision facilities put in place by central banks, they should be required to satisfy more stringent conditions in terms of capital, liquidity and risk management. Similarly, if supervised institutions want to benefit from reductions in capital charges when they use new, complex credit risk transfer instruments, they should accept a certain degree of standardization and centralization in the issuance, clearing and settlement of these instruments. The management of systemic risk is obviously easier at the level of a central platform (exchange, clearing house or central depository) than when there exists a complex nexus of opaque, over the counter (OTC) transactions. An interesting innovation in this direction is the development by the Deposit Trust and Clearing Corporation of a new facility that provides central settlement to major OTC derivatives dealers.

In the same vein, why not use central clearing and settlement platforms for reforming the industrial organization of the credit rating industry? Many commentators have indeed accused the credit rating agencies (CRAs) of bearing a strong responsibility in the current credit crisis. They argue that CRAs may have deliberately underestimated the risks of some mortgage backed securities pools or collateralized debt obligations. They criticize the “issuer pays” model as creating the possibility of conflicts of interest. Since the bulk of CRAs’ revenues come from issuers and arrangers, it is not inconceivable that CRAs could have temporarily run the risk of jeopardizing their reputation by

inflating credit ratings in order to earn more structuring fees. Increasing regulatory scrutiny on the ratings process itself would probably be difficult, and in the end, largely inefficient. Returning to the “investors pay” model of the past is likely to be impossible. Brian Clarkson, the president of Moody’s, is pessimistic: “Whoever pays, there will be a conflict” (*The Economist*, February 7, 2008).

I would like to put forward an alternative solution that could solve these conflicts of interest. It is based on the following analogy. People who want to sell valuable paintings often use the services of an auction house like Sotheby’s, who organizes the auctioning of the paintings. Typically the seller requires the assistance of experts, who certify the authenticity of the paintings. For obvious reasons, these experts are almost always hired and remunerated by the auction house and never by the seller itself. The same is true if the seller wants to exhibit his paintings into an art gallery, in order to facilitate the sales. It is the gallery that organizes the certification, not the seller.

By analogy, suppose that an arranger wants to issue some asset backed securities and wants to apply for credit ratings by a Nationally Recognized Statistical Rating Organization (NRSRO). The proposal would be that this potential issuer is required to contact a “central platform” that could be a central depository, a clearing house or an exchange. This platform would be completely in control of the rating process and could also provide record keeping services to the different parties in the securitization operation. The idea would be to cut any direct commercial links between issuers and CRAs. The potential issuer would pay a (pre-issue fee) to the central platform, who would then organize the rating of the securities by one or several NRSROs. The rating fees would be paid by the central platform to the NRSROs. These fees would obviously be independent of the outcome of the rating process and of the fact that the issue finally takes place or not. This would eliminate any perverse incentives for a lax behavior by CRAs. This would also solve the conflict of interest between issuers and investors,² since the central platform’s profit maximization depends on appropriately aggregating the interests of the two sides of the market.

Summary and conclusion

Let me conclude by briefly summarizing the main points of my comments on this very interesting paper:

- Rethinking capital regulation is indeed important: The current crisis has clearly shown how ill-designed regulation could distort incentives in ways that increase systemic risk. In particular, the VaR approach to credit risk has encouraged banks to shift risks towards the upper tail of the loss distributions. I believe it should be reconsidered. Value at Risk may be a good metric for banks, since they are protected by limited liability, but it is certainly not a good risk measure for public authorities, who ultimately bear the costs of large losses.
- Other sources of financing for banks, such as the capital insurance contracts suggested by Kashyap, Rajan and Stein, could indeed improve things, but only if regulators make sure that this does not lead to regulatory arbitrage by banks and ultimately increase aggregate risk in the financial sector.
- Centralized trading, clearing or depository facilities can also provide a solution to the conflict of interest in the credit rating industry. If the rating process is left entirely to the control of these platforms in such a way that all commercial links between CRAs and issuers are cut, this would reduce perverse incentives for these CRAs to inflate ratings in order to increase their revenues.

Endnotes

¹For example, Tom Hoenig, president and CEO of the Kansas City Fed, has recently argued (in his speech “Perspectives on the Recent Financial Turmoil” for the IIF membership meeting, Rio de Janeiro, March 5, 2008) that “the response to this crisis should be fundamental reform, not Band-Aids and tourniquets” and that “both the private sector and the government will have key roles to play in articulating needed reforms and ensuring that they are implemented.”

²As rightly pointed out by Charles Calomiris (2008), rating inflation could also be demand driven if there are conflicts of interest between asset managers and investors. Solving the other conflicts of interest would necessitate additional policy measures.

References

- Adrian, T. and H.S. Shin (2008). "Financial Intermediaries, Financial Stability and Monetary Policy," paper presented in the Federal Reserve Bank of Kansas City Symposium, "Maintaining Stability in a Changing Financial System," Jackson Hole, Wyoming, August 21-23, 2008.
- Ashcraft, A. and T. Schuermann (2008). "Understanding the Securitization of Subprime Mortgage Credit," *Foundations and Trends in Finance*, vol 2 issue 3, 191-309.
- Brunnermeier, M. (2008). "Deciphering the 2007-08 Liquidity and Credit Crunch," forthcoming, *Journal of Economic Perspectives*.
- Calomiris, C.W. (2008). "The Subprime Turmoil: What's New, What's Old, and What's Next," paper presented in the Federal Reserve Bank of Kansas City Symposium, "Maintaining Stability in a Changing Financial System" Jackson Hole, Wyoming, August 21-23, 2008.
- Flannery, M. (2005). "No Pain, No Gain? Effecting Market Discipline via 'Reverse Convertible Debentures,'" in Hal S. Scott (ed.), *Capital Adequacy beyond Basel: Banking, Securities, and Insurance*, Oxford: Oxford University Press.
- Gordy, M. (2003). "A Risk-Factor Model Foundation for Ratings Based Bank Capital Rules," *Journal of Financial Intermediation*, 12:199-232.
- Holmström, B. and J. Tirole (1998). "Private and Public Supply of Liquidity." *Journal of Political Economy*, 106, 1-40.
- Kashyap, A., R. Rajan and J. Stein (2008). "Rethinking Capital Regulations," paper presented in the Federal Reserve Bank of Kansas City Symposium, "Maintaining Stability in a Changing Financial System," Jackson Hole, Wyoming, August 21-23, 2008.
- Kashyap, A. and J. Stein (2003). "Cyclical Implications of the Basel 2 Capital Standards."
- Plantin, G. and J.C. Rochet (2008). *When Insurers Go Bust*, Princeton, Princeton University Press.

General Discussion: Rethinking Capital Regulation

Chair: Stanley Fischer

Mr. Liikanen: Thank you very much for a very innovative paper. First a comment and then a question.

This comment comes actually from Raghu's paper delivered here three years ago in 2005 titled, "Has Financial Development Made the World Riskier?" His reply was "Yes." All the critics here said, "No."

So I don't dare to criticize your paper, Raghu. That's all. But I want to put a question on the present paper. We are discussing very much in Europe and other areas about multinational banking institutions. How would this apply in the multinational case, where banks operate, let's say, in four to five countries? Why is it such a concrete question? We have now in Europe banks, for instance, which are not systemically important in the home country, but are systemically important in the host country. The cross-border solution is quite critical to us. Have you had any thoughts on that issue?

Mr. Calomiris: I want to applaud the paper and say that I think it may be a good idea. I just want to offer three quick comments to get your reactions about possible refinements or problems you may want to address.

First, it is interesting to ask, How is the financial system going to react if this becomes a reality? I can think of two obvious reactions

that are undesirable. The first reaction is a substantial increase in the correlation of risk in the banking system. Why? Because now all banks have a very strong incentive to write deeply out of the money S&P 500 puts. So the amount of systemic risk goes up when you insure systemic risk. That is an important potential problem.

The second problem is that we are collateralizing this insurance—mono-line insurance companies might provide this insurance—and we are going to collateralize it with Treasury bonds. That will encourage them to provide other kinds of credit enhancement to the banks more aggressively on an uncollateralized basis, so they can asset strip to get back to where they wanted to get to in the combined exposure they have to the banks. So you collateralize this exposure, but then you create more uncollateralized exposure that basically undoes it.

Third, as I read your paper, you seem to be saying that we might as well give up on the ability to enforce traditional capital regulation based on accounting concepts. This seems to require further discussion.

Mr. Blinder: I liked this proposal very much ... I think. That is what is leading to my question.

The first point I want to make takes up right where Charlie left off. In the presentation of the paper, there is a lot of prose that sounds like and says raising capital has a lot of downsides and is not such a good idea. But the proposal does raise capital requirements. That is just a stylistic question. I don't think you are wrong about that. I think you are right about that, but there is a bit of a tone, as Charlie said, that raising capital is not a good idea. The paper is really about raising capital in a somewhat different way.

Now here is the question. A recent year's piece of Wall Street wisdom you all know is that in a crisis all correlations go to one. So this is what I am wondering about. This is an insurance policy that will pay off only in very bad states of the world when the portfolios of just about everybody are taking a hit. This is part of the question. Can you find a class of people who are actually enjoying these bad times? Because if you can't, and I don't think you can, it seems to me the insurance premium on this is going to be extremely high because you are making people pay at times when they don't want to pay. I

am wondering about that vice as against, for example, the ingenious suggestion we just heard from Mr. Rochet or Flannery's idea of these convertible bonds, which are basically forcing people to acquire stock when it's cheap.

Mr. Sperling: My question is for the authors, and it is about the insurers. My question is—as you are thinking about your proposal actually succeeding—whether you are at all worried you might create a new class of too-big-to-fail, too-interrelated-to-fail institutions? You talk about will people do this? Now you're immediate answer will be, “Yes, but we have this lockbox”—but that lockbox is highly essential to your model that you are not creating too-big-to-fail insurers. Even if you do have this lockbox, presumably there would be a couple of institutions—Fannie Capital Reinsurance whatever—and they would become very good at this, and they would rely on being paid to roll over. I wonder whether you think, if this developed, if the companies insuring the capital requirements were to go under, whether you would find yourself in another different too-big-to-fail regulatory issue?

Mr. Holmström: Yes, two comments. One going back to the incentive problem that you talked about: It's fairly easy to blame because incentives are always in a tautological sense the cause.

There is some anecdotal evidence on headquarters of institutions being liable rather than their traders. Allegedly the UBS board and top management kicked off a campaign to get traders into lucrative by risky derivatives. In the Scandinavian crisis, it is interesting that banks that were decentralized and let their loan managers decide on the loans largely on their own, those banks actually did pretty well, whereas banks where the center decided on the loan-to-value ratio as a way of controlling lending, those banks really got into trouble. That is true both in Finland and Sweden. So that indicates that the problem is not the rogue traders necessarily. I am not saying there isn't that problem, too, but I would urge people to look carefully at the incentives before they jump to conclusions about the underlying problem.

Then a comment on your insurance scheme: It may be a good scheme if the problem is to redistribute a fixed amount of

collateral or Treasuries within the private sector. But what if there aren't enough Treasuries? Then government has a role in supplying additional Treasuries.

Government and private sector insurance are not competing schemes; they are complementary.

I also want to emphasize that the government's ability to inject Treasuries ex post saves a lot on the deadweight cost of taxation. The lockbox of Treasuries that you need in your scheme incurs needlessly high deadweight costs of taxation. With private insurance, you have to determine contingencies in advance, but you can't forecast what contingencies will happen. You may think it's some crisis of the sort we see now, but if it is a very different crisis, we need ex post judgment and intervention, and only government can provide that.

Mr. Carney: I join the others in complimenting the paper and the idea. I want to address this, though, by picking up on Peter Fisher's point on consolidation in the industry and think about how your proposal might influence consolidation. One of the things, certainly at the margin, is capital is going to flow to the relatively stronger institutions. Or, to put it another way, strong institutions will also get capital with this scheme.

That raises a couple of issues that always can be addressed. On the one hand—for the stronger institutions right now—part of the reason why their share prices are holding up is because they are not going to issue additional capital. So there is this dilution issue with the proposal. Do you have to add to this idea an ability to have the option to flow through the capital proceeds to the shareholders on a tax-efficient basis, so you don't get an overhang for stronger institutions? Point one.

Point two: You mentioned consolidation, but obviously when there is consolidation in the industry, it is almost exclusively done on an equity basis—to achieve a tax-free rollover. Here you would have to do consolidation for cash.

The last point: One thing we haven't had a chance to address is there are some real accounting issues right now that are preventing

consolidation in the sector. As we think going forward, some of these issues may need to be addressed in order to get us out of it.

Mr. Lindsey: I would like to inject an ideological heterodox note here. When I hear all your talk about the various agency problems and also the difference between endogenous and exogenous risk, why don't we default to what we've historically always defaulted to, which is some combination of nationalization and monetization? After all, who has better information than the government and regulator? When we think about endogenous versus exogenous risk, let's face it, all the exogenous risk, as you described, or much of it has to do with public policy. I hate to ask the question I've just asked, but you haven't convinced me yet that we shouldn't default back to good old Uncle Sam.

Mr. Meltzer: Like everyone else, I think this is a very interesting paper. It's one of several papers here like the paper by Charles Calomiris and many others that at least try to think about the problem of the incentives that are created by the regulation. That is something very different from what lawyers usually do. They don't think about the incentives, and therefore set up what I call the first law of regulation. They regulate, and the markets circumvent.

We have a system where we're always going to be subject to problems because financial institutions borrow short and lend long—and they're subject to unforeseen permanent shocks, which are hard or impossible to anticipate in most cases. So we've gone from a system which worked very well—I am going to talk about that—to a system which in my opinion cannot survive. We neglect in our discussion, of course, one of the reasons why we've shifted from that system. It is called the Congress, or more generally, the members who are much more interested in redistribution than in efficiency.

We had a system which was relatively efficient and worked for a hundred years, and that was the British system that became famous as Bagehot's rule. But Bagehot didn't criticize the Bank of England for not using his rule. He criticized them for not announcing it in advance. He was an early rational expectationist. He said the Bank of England should announce the rule and, if they did, there would

be fewer crises. That rule worked very well in Britain for a hundred years. The reason we don't have it is because today Congress and regulators are much more concerned about redistribution than they are about efficiency. Bagehot's rule said, "Let them fail."

Failure in the modern world would mean that we wipe out the equity owners and we wipe out the management, as we did on a couple of occasions—for example, Continental Illinois Bank—and lend freely to those people who have a problem. Anna Schwartz showed, as they say, that this worked very well in the U.K. for over a hundred years. That was certainly a system which was a multinational system. They were lending all over the world. They got into the famous Bering crisis because of Argentina's default and so on. But they managed to survive through those crises without great problems of the kind that we now have.

Who will claim the current system is doing better? Not I. I close with this reminder, especially for the authors. In the 1920s, if you went to a bank, the thing that stood out for you most was on the window. It said "capital and surplus" and it listed what those were. By the 1950s, those were gone, and what it said was "member of FDIC."

Franklin Roosevelt recognized that FDIC would create a moral hazard problem. That is why he opposed it. Of course, these rules—like the FDIC and others—may have very good properties, but they have created many of the risks we have. In order to respond to those risks, the best thing we can do is go back to Bagehot's rule—that is, let them fail, but clean up the secondary consequences.

Mr. Redrado: I have been thinking about the implementation capacity of your insurance proposal. In particular, how to make it operational in the international arena, especially when you look at international banks that could suffer losses in one country and shift it to another or move operations from regulated to less-regulated places. What I wonder is: What kind of counterparty have you thought about? When I think about how to implement such a proposal, it seems to me you could give a role to multilateral entities, in particular, the BIS, where most of the central banks have a portion of their own reserves. It could be a conduit to be a counterparty for an

international situation. Moreover, in rethinking the role of the IMF—let me recall that you and I have talked about the possibility of irrelevance of the IMF. I wonder if you have thought that international financial institutions could have a role in being the counterparty of this insurance scheme.

Mr. Crockett: I like the insurance proposal quite a lot, but as you recognize, of course, there are lots of details that need to be looked at. One of them that I don't think has been mentioned yet is the valuation of the claims the insurer would get in the event it was activated. It is very difficult to value a franchise in the circumstances of a financial crisis, if the insurer is constrained automatically to put in the amount, which of course is in the lockbox and then transferred.

Mr. Rosengren: The idea of contingent capital is very interesting, and it is a good idea. You framed the proposal in terms of insurance. It would seem like a simpler structure would be using options, so that if you had long-dated, out-of-the-money puts on a portfolio of financial stocks, it would seem to be much easier to implement. It would eliminate some of the counterparty concerns and implementation concerns that people raised. You could set the capital relative to the strike price, rather than the premium you paid at initiation. You could imagine a situation where it would have many of the characteristics that you want, but get around some of the implementation problems that people have discussed.

Mr. Bullard: I liked this paper. There are many nice market-oriented ideas. I think the idea of fire-sale asset prices is not so good. The idea of rationalizing government intervention based on the existence of times of large classes of assets trading below fundamentals somehow does not strike me as sound. It links up to this idea of, How is this trigger going to work when, as previous speakers have said, it is very difficult to value the firm in the middle of a crisis? What is the role of market to market in this scheme?

Mr. Stein: Thanks very much. There are a lot of terrific comments and we'll try to get to a subset of them. First to Jean-Charles, who raised this question of, Do you want to have the private sector do

this, in which case you rely on the lockbox as opposed to having the government do it?

A couple of issues. I don't think the 100 percent lockboxing is expensive or socially costly, if there is not a general equilibrium shortage of Treasury securities. Now you can earn the interest on them. There is nothing dissipative happening. It is only if there is some kind of a general equilibrium shortage. So that is one reason. If you thought there was an equilibrium shortage, you might be drawn to having the government do it.

The other reason, as Bengt alluded to, to have the government do it, would be, Our thing relies on defining a trigger *ex ante*. We have to specify what the bad state looks like. It is bank losses greater than \$200 billion.

The government can do it like pornography. They can just recognize it when they see it, which is an advantage. They can condition on more information.

The reason we are drawn to the private option is in direct response to this question. We think there is a downside of having the government do it, which is with this discretion comes political economy concerns of all sorts. It's not that this might not be complementary, but to the extent you can go as far as you can with the private sector, that is a good thing.

Charlie Calomiris asked about herding. Will everybody want to take the same kind of risk? There is a logical argument here. It is a little more subtle than maybe people realize. It is not the standard moral hazard problem. You don't get paid back based on your own losses. So there is no expected return rationale for herding. There is only a second-moment rationale for herding that it might lower the variance of your portfolio. Something like that. Some of this is addressed with the trigger. If this option is sufficiently far out of the money and you do the same stupid thing as everybody—and instead of hitting a crisis—we just hit a very bad state, such that the trigger is not passed. You will bear all the burden of this. One virtue of this option structure is, if you set it sufficiently far out of the money,

there is a big deductible on the herding strategy as well. Just wanted to make that one point.

A point that both Charlie and Alan Blinder raised is, Are we giving up on capital regulation? No. If we said that, we've misspoke. The way I think about it is, We recognize there is going to be capital regulation. In fact, there is going to be a push to raise capital, and we want to make a form of capital that is cheaper. The specific mechanism is, What makes capital expensive is giving guys discretion in all states of the world raises agency costs. We want to give them cash only in a specific, smaller number of states of the world where the agency costs are lower because the social value of having banks do a lot of investment is higher.

To Alan's second point, the CAPM risk premium. You said, "Well, the insurer is on the wrong side of a contract which pays out in a very adverse state of the world."

That's going to have not only an unexpected return component to the pricing, but it should have a beta component. That absolutely must be right. Of course, this is true when you give somebody equity as well. There are those bad states. They are going to lose money in those bad states with unconditional capital.

You asked about the Flannery proposal. The Flannery proposal is similar to ours—for those of you who don't know it—but it is insurance that is firm-specific, so it will pay off whenever the individual bank does badly as opposed to the whole system doing badly.

That just pays off in more states of world. It pays off in the very bad systemic states of the world and it pays off in the firm-specific states. Since it's paying off in more states, it has to be more expensive. There is certainly an equilibrium cost to be borne here. I don't know if you get around it.

Last one I'll speak to—put options. Our thing is a put option. The strike price is, as we have envisioned it, bank earnings, rather than stock prices. There is a potential real problem with striking the option on stock prices because they are endogenous, and you worry about all kinds of feedback effects—manipulation and things. If

people think the banking sector is not going to be paid off, that will affect the prices. You like these things to be hooked to something that is hopefully a little bit more exogenous.

Mr. Kashyap: Let me start with Allan Meltzer's point. The Bagehot advice in these illiquid markets is very difficult to implement because there are multiple equilibria. Let's suppose we are not sure what the price is because a security is not trading and everybody is unsure what the price is going to be. If you don't lend, that removes buyers, pushes down the price, and something that could start out as a liquidity problem quickly becomes a solvency problem. In figuring out whether or not you want to mark to market and just make these decisions is much more difficult in practice than it was a hundred years ago. So as a practical matter, it is very difficult to decide how to apply Bagehot when you are looking at actual entities.

On the multinational question that came up several times, we struggled with a way to do that. The way we would imagine this is you will have a principal regulator. You will have to go to your principal regulator and convince them your operations across all markets are substantially insured. Whether the BIS would be the place the reporting goes to, so everybody knows what the operations are across markets, is a detail that is quite important to work out.

We are worried about this tradeoff between a bank getting in trouble in Vietnam and then exporting its problems into the United States. We would like to make sure the Vietnam stuff is insured there, the U.S. part is insured in the United States, and there is enough collective insurance.

Let me just close with saying two broad things. First of all, we view this as a complement to lots of other good existing proposals. Secondly, even if you don't buy into the proposal, we hope to change the discussion about capital regulation from simply trying to keep forcing them to hold capital and never thinking about why they don't want to hold it, to recognizing there are good reasons why they view capital as expensive. Attempting to design regulation so that you address those underlying frictions—whether using our solution or not—we think that is the single biggest point.

Central Banks and Financial Crises

Willem H. Buiter

Introduction

In this paper I draw lessons from the experience of the past year for the conduct of central banks in the pursuit of macroeconomic and financial stability. Modern central banks have three main tasks: (1) the pursuit of macroeconomic stability; (2) maintaining financial stability and (3) ensuring the proper functioning of the “plumbing” of a monetary economy, that is, the payment, clearing and settlement systems. I focus on the first two of these, and on the degree to which they can be separated and compartmentalised, conceptually and institutionally. My thesis is that both monetary theory and the practice of central banking have failed to keep up with key developments in the financial systems of advanced market economies, and that as a result of this, many central banks were to varying degrees ill-prepared for the financial crisis that erupted on August 9, 2007.

The empirical illustrations will be drawn mainly from the experience of three central banks, the Federal Reserve System (Fed), the Eurosystem (ECB) and the Bank of England (BoE), with occasional digressions into the experience of other central banks. Discussion of mainly Fed-related issues will account for well over one third of the paper, partly in deference to the location of the Jackson Hole Symposium, but mainly because I consider the performance of the Fed to have been

by some significant margin the worst of the three central banks, as regards both macroeconomic stability and financial stability.

In many ways, August 2008 is far too early for a *post mortem*. Both the financial crisis and dysfunctional macroeconomic performance are still with us and are likely to remain with us well into 2009: Inflation and inflation expectations are above-target and rising (see Chart 1 and Charts 2a,b), output is falling further below potential (see Charts 3a,b) and there is a material risk of recession in the US, the UK and the euro area.^{1,2} Nevertheless, I believe that, although a final verdict may have to wait another couple of generations, there are some lessons that can and should be learnt right now, because they are highly relevant to policy choices the monetary authorities will face in the months and years immediately ahead. Such, in any case, have been the justifications for even earlier crisis post-mortems written by myself and others (see e.g. Buiter, 2007f, 2008b, and Cecchetti, 2008).

Possibly because truly systemic financial crises have been few and far between in the advanced industrial countries since the Great Depression (the Nordic financial crisis of 1992/1993 is a notable exception (see Ingves and Lind, (1996), and Bäckström, (1997))), most central banks in the North Atlantic region—the region where the crisis started and has done the most damage—were not prepared for the storm that hit them. It is therefore not surprising that mistakes were made. The incidence and severity of the mistakes were not the same, however, for the three central banks. I find that the Fed performed worst as regards macroeconomic stability and as regards one of the two time dimensions of financial stability—minimising the likelihood and severity of *future* financial crises. As regards the other time dimension of financial stability, dealing with the *immediate* crisis, the BoE gets the wooden spoon, because of its failure to act appropriately in the early days of the crisis.

I argue that three factors contribute to the Fed's underachievement as regards macroeconomic stability. The first is institutional: The Fed is the least independent of the three central banks and, unlike the ECB and the BoE, has a regulatory and supervisory role; fear of political encroachment on what limited independence it has and

cognitive regulatory capture by the financial sector make the Fed prone to over-react to signs of weakness in the real economy and to financial sector concerns.

The second is a sextet of technical and analytical errors: (1) misapplication of the “Precautionary Principle”; (2) overestimation of the effect of house prices on economic activity; (3) mistaken focus on “core” inflation; (4) failure to appreciate the magnitude of the macroeconomic and financial correction/adjustment required to achieve a sustainable external equilibrium and adequate national saving rate in the US following past excesses; (5) overestimation of the likely impact on the real economy of deleveraging in the financial sector; and (6) too little attention paid (especially during the asset market and credit boom that preceded the current crisis) to the behaviour of broad monetary and credit aggregates.

All three central banks have been too eager to blame repeated and persistent upwards inflation surprises on “external factors beyond their control,” specifically food, fuel and other commodity prices.

The third cause of the Fed’s macroeconomic underachievement has been its proclivity to use the main macroeconomic stability instrument, the federal funds target rate, to address financial stability problems. This was an error both because the official policy rate is a rather ineffective tool for addressing liquidity and insolvency issues and because more effective tools were available, or ought to have been. The ECB, and to some extent the BoE, have assigned the official policy rate to their respective price stability objectives and have addressed the financial crisis with the liquidity management tools available to the lender of last resort and market maker of last resort.

The BoE made the worst job of handling the immediate financial crisis during the early months (until about November 2007). The ECB, partly as the result of an accident of history, did best as regards putting out fires.

The most difficult part of financial stability management is to handle the inherent tension between the two key dimensions of financial stability: The urgent short-term task of “putting out fires,” that is, managing the immediate crisis, and the vital long-run task of

minimizing the likelihood and severity of future financial crises. Through their pricing of illiquid collateral, all three central banks *may* have engaged in behaviour that created unnecessary moral hazard, thus laying the foundations for future reckless lending and borrowing. In the case of the Fed this is all but certain, in the case of the ECB quite likely and in the case of the BoE merely possible.

As regards the Fed, the nature of the arrangements for pricing illiquid collateral offered by primary dealers invites abuse. In the case of the BoE and the ECB, the secrecy surrounding their pricing methodology and models, and their unwillingness to provide information about the pricing of specific types and items of illiquid collateral make one suspect the worst. These distorted arrangements (in the case of the Fed) and lack of transparency as regards actual pricing (for all three central banks) continue. The reason the Fed did worst in this area also is probably again due to the fact that, unlike the ECB and the BoE, the Fed is a financial regulator and supervisor for the banking sector. Cognitive regulatory capture of the Fed by Wall Street resulted in excess sensitivity of the Fed not just to asset prices (the “Greenspan-Bernanke put”) but also to the concerns and fears of Wall Street more generally.

All three central banks have gone well beyond the provision of emergency liquidity to solvent but temporarily illiquid banks. All three have allowed themselves to be used in varying degrees as quasi-fiscal agents of the state, either by providing implicit subsidies to banks and other highly leveraged institutions, and/or by assisting in the recapitalisation of insolvent institutions, while keeping the resulting contingent exposure off the budget and balance sheet of the fiscal authorities. Such subservience to the fiscal authorities undermines the independence of the central banks even in the area of monetary policy. The unwillingness of the three central banks to reveal their valuation models for and actual valuations of illiquid collateral and, more generally, their unwillingness to provide the information required to calculate the magnitude of all their quasi-fiscal interventions, make a mockery of their accountability for the use of public resources.

In Section I, I discuss the principles of macroeconomic stability and in Section II the principles of financial stability. Section III reviews the

records of the three central banks during the past year, first as regards macroeconomic stability and then as regards financial stability. Section IV concludes.

I. Macroeconomic stability

I.1 Objectives

The macroeconomic stability objectives of the three central banks are not the same. Both the ECB and the BoE have a lexicographic or hierarchical preference ordering with price stability in pole position. Only *subject to* the price stability objective being met (for the BoE) or *without prejudice to* the price stability objective (for the ECB) can these central banks pursue other objectives, including growth and employment. In the UK, the operationalization of the price stability objective is the responsibility of the Chancellor of the Exchequer. It takes the form of a 2 percent annual target inflation rate for the headline consumer price index or CPI. The ECB sets its own operational inflation target, an annual rate of inflation for the CPI that is below but close to 2 percent in the medium term.

The Fed formally has a triple mandate: maximum employment, stable prices and moderate long-term interest rates.³ The third of these is habitually ignored, leaving the Fed in practice with a dual mandate: maximum employment and stable prices. Unlike the lexicographic ordering of ECB and BoE objectives, the Fed's objective function can be interpreted as *symmetric* between price stability and real economic activity, in the sense that, in the central bank's objective function, the one can be traded off for the other. This is captured well by the traditional flexible inflation targeting loss function Λ shown in equations (1) and (2). Here E_t is the conditional expectation operator at time t , π is the rate of inflation, π^* the (constant) target rate of inflation, y real GDP (or minus the unemployment rate) and y^* the target level of output, which could be potential output (or minus the natural rate of unemployment) or, where this differs from potential output, the efficient level of output (the efficient rate of unemployment).

$$\Lambda_t = E_t \sum_{i=0}^{\infty} \left(\frac{1}{1+\delta} \right)^i L_{t+i} \quad (1)$$

$$\delta > 0$$

$$L_{t+i} = (\pi_{t+i} - \pi^*)^2 + \omega (y_{t+i} - y_{t+i}^*)^2 \quad (2)$$

$$\omega > 0$$

With a lexicographic ordering, the central bank can be viewed as first minimizing the loss function in (1) and (2) with the weight on the squared output gap, ω , set equal to zero. If there is a unique policy rule that solves this problem, this is the optimal policy rule. If there is more than one solution, the policy authority chooses among these the one that minimizes something like $\Lambda_t^y = E_t \sum_{i=0}^{\infty} \left(\frac{1}{1+\delta} \right)^i (y_{t+i} - y_{t+i}^*)^2$.

“Maximum employment” is not a well-defined concept. Recent Fed chairmen have interpreted it as something close to the natural rate of unemployment or the NAIRU (the non-accelerating inflation rate of unemployment). In employment space this translates into the maximum *sustainable* level or rate of employment. In output space it becomes the maximum *sustainable* output gap (excess of actual over potential GDP) or the maximum *sustainable* growth rate of GDP.

Price stability has not been given explicit numerical content by the Fed, the US Congress or any other authority. Since the Greenspan years, the Fed appears to have targeted a stable, low rate of inflation for the core personal consumption expenditure (PCE) deflator index. It has not always been clear whether the Fed actually targets core inflation or whether it targets headline inflation in the medium term and treats core inflation as the best predictor of medium-term headline inflation. As late as March 2005, the current Chairman of the Fed admitted to a “comfort zone” for the core PCE deflator of 1 to 2 percent (Bernanke, 2005). This is also consistent with the FOMC members’ inflation forecasts at a three-year horizon. In what follows, I will treat the Fed’s implicit inflation target as 1.5 percent for the headline PCE deflator or just below 2.0 percent for the headline CPI, given the usual wedge between PCE and CPI inflation rates.

The recent performance of the CPI inflation rates, of survey-based measures of 1-year and long-term inflation expectations and of real GDP growth rates for the US, the euro area and the UK are shown in Charts 1, 2a,b and 3a,b.

1.2 Instruments

The key instrument of monetary policy for macroeconomic stabilisation policy is the short risk-free nominal rate of interest on non-monetary financial instruments, henceforth the official policy rate, denoted i . This is the federal funds target rate in the US, the inelegantly named Main Refinancing Operations Minimum Bid Rate of the ECB and Bank Rate in the UK. In principle, the nominal exchange rate (either a bilateral exchange rate or a multilateral index) could be used as the instrument of monetary policy instead of the official policy rate. In practice, all three countries have market-determined exchange rates.⁴ I don't consider sterilised foreign exchange market intervention (unilateral or internationally co-ordinated) to be a significant additional instrument of policy, unless foreign exchange markets were to become disorderly and illiquid—something that hasn't happened yet.

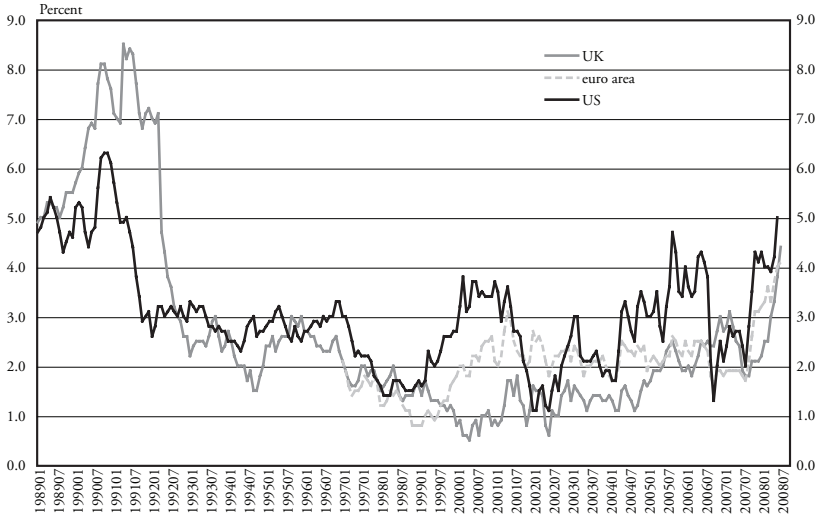
Reserve requirements on eligible deposits, when they are unremunerated, are best thought of as a quasi-fiscal tax. When remunerated, they can be viewed as part of a set of capital and liquidity requirements that can be used as financial stability instruments (see Section II below), but not as significant macroeconomic stabilisation instruments.

The non-negativity constraint on the official policy rate has not been an issue so far in the current crisis. With the federal funds target rate at 2.00 percent, it is by no means inconceivable that $i \geq 0$ could become a binding constraint on the Fed's interest rate policy before this crisis and cyclical downturn are over.⁵

In what follows, the official policy rate will be the only macroeconomic stabilisation instrument of the central bank I consider in detail.

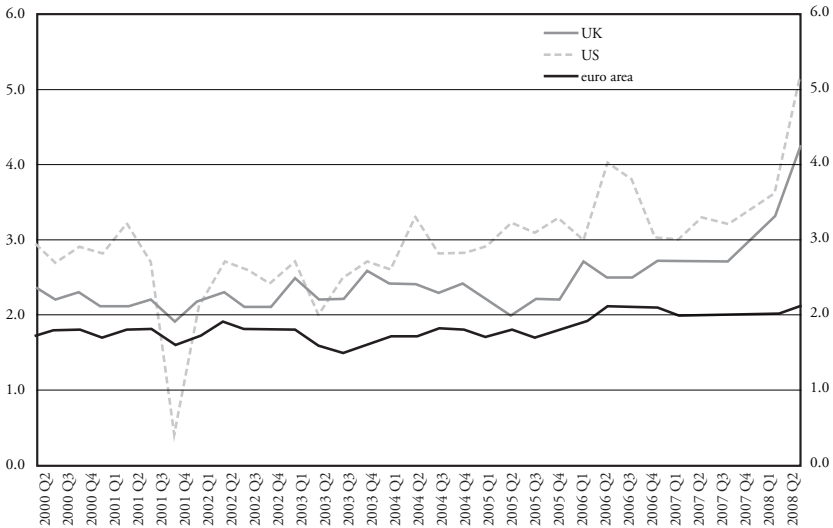
Because economic behaviour (consumption, portfolio demand, investment, employment, production, price setting) is strongly influenced by expectations of the future, both directly and through the

Chart 1
Headline CPI inflation rates, 1989M1-2008M7 (percent)



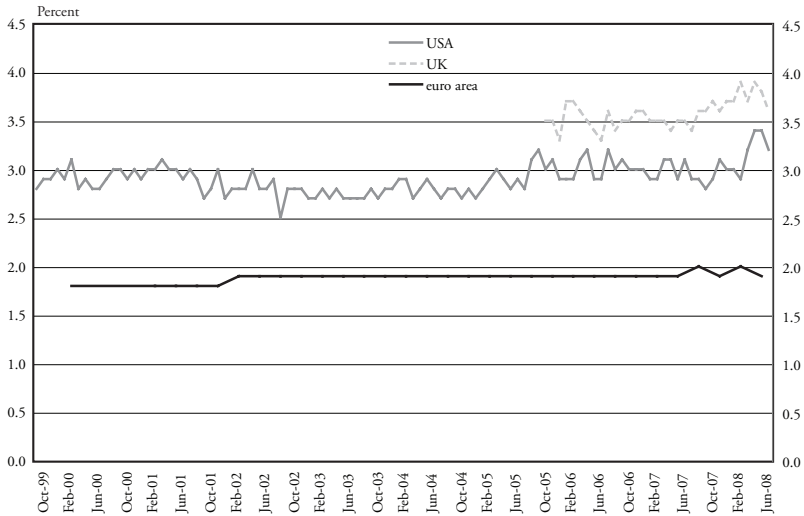
Percent change month on same month one year earlier
 Source: UK: ONS; euro area: Eurostat; US: BEA.

Chart 2a
One-year ahead inflation expectations, 2000Q2-2008Q2 (percent)



Source: UK: Bank of England/GfK NOP Inflation Attitudes Survey (median); US: University of Michigan Survey (median); Euro area: ECB survey of professional forecasters (mean).

Chart 2b
Long-term inflation expectations



Sources. USA: The University of Michigan 5-10 Yr Expectations: Annual Chg in Prices: Median Increase (%).
 UK: YouGov/CitiGroup Inflation expectations 5-10 years ahead. Median Increase (%)
 Euro area: ECB Survey of Professional Forecasters five years ahead forecast. Mean Increase (%)

Chart 3a
Real GDP Growth Rates USA, Euro Area and UK
1956Q1 - 2008Q2

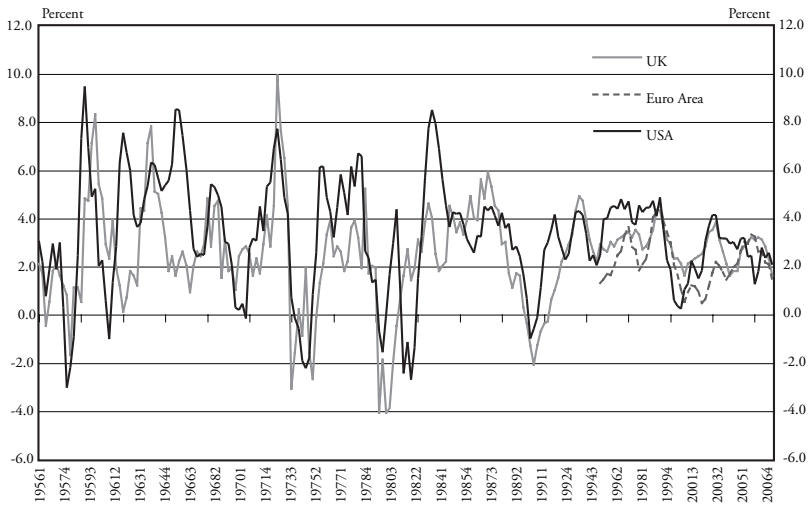
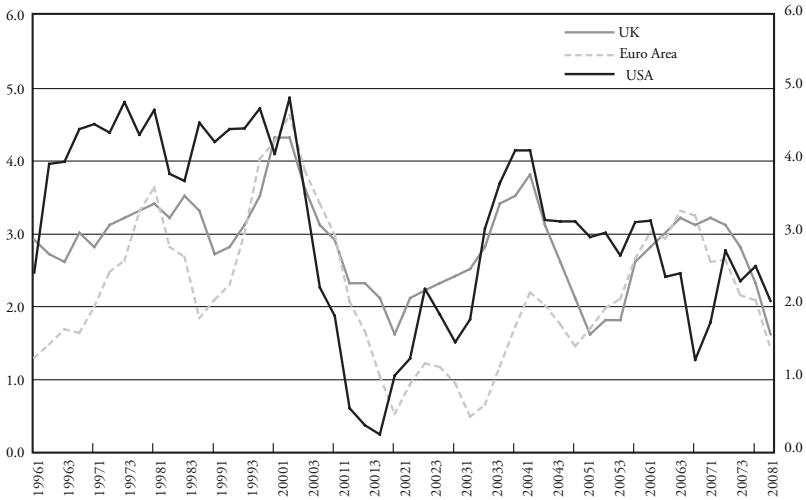


Chart 3b
Real GDP growth rates US, Euro Area and UK
1996Q1 - 2008Q2*



Source: UK and euro area: Eurostat; US: Bureau of Economic Analysis.

Notes: quarter on same quarter one year earlier; * for euro area, data end in 2008Q1.

effect of these expectations on long-duration asset prices, it is not just past and current realisations of the official policy rate that drive outcomes, but the entire distribution of the contingent future sequence of official policy rates. The effect of a change in the current official policy rate is therefore the sum of the direct effect (holding constant expectations of future rates) and the indirect effect of a change in the current official policy rate on the distribution of the sequence of future contingent official policy rates. This leveraging of future expectations effectively permits future interest rates to be used as instruments multiple times (provided announcements are credible): Once at the date the actual official policy rate is set, $i(t_1)$, say, and through announcements or expectations of that official policy rate at dates before t_1 . By abuse of certainty equivalence, I will summarise this announcement effect as $\{A_{t_1-j, t_1}(i_{t_1}); j \geq 1\}$, where $A_{t_1-j, t_1}(i_{t_1})$ is the announcement of the period t_1 policy rate in period t_1-j . “Announcement” should be interpreted broadly to include all the hints, nudges,

winks and other forms of verbal and non-verbal communication engaged in by the authorities.

This means that an opportunistic policy authority (one incapable of credible commitment to a specific contingent future policy rule) will be tempted, if it has any credibility at all, to use announcements of future policy rates as independent instruments of policy, unconstrained by the commitment or consistency constraint that the announcement of the future official policy rate, or of the future rule for setting the official policy rate, be equal to the best available current guess about what the authorities will actually do at that future date, which can be expressed as $A_{t_1-j}(i_{t_1}) = E_{t_1-j}(i_{t_1})$.

II. Financial stability

I adopt a narrow view of financial stability. Sometimes financial instability is defined so broadly that it encompasses any inefficiency or imbalance in the financial system. In what follows, financial stability means (1) the absence of asset price bubbles; (2) the absence of illiquidity of financial institutions and financial markets that may threaten systemic stability; and (3) the absence of insolvency of financial institutions that may threaten systemic stability. I deal with the three in turn.

II.1 Should central banks use the official policy rate to try to influence asset price bubbles?

The original Greenspan-Bernanke position that the official policy rate should not be used to tackle asset booms/bubbles is convincing (Greenspan, 2002; Bernanke, 2002; Bernanke and Gertler, 2001). To the extent that asset booms influence or help predict the distribution of future outcomes for the macroeconomic stability objectives (price stability or price stability and sustainable economic growth), they will, of course, already have been allowed for under the existing approaches to maintaining macroeconomic stability in the US, the euro area and the UK.

But the official policy rate should not be used to “lean against the wind” of asset booms and bubbles beyond addressing their effect on

or informational content about the objectives of macroeconomic stabilisation policy, that is, asset prices should not be targeted with the official policy rate “in their own right.” First, this would “overburden” the official policy rate, which is already fully engaged in the pursuit of price stability and, in the case of the US, in the pursuit of price stability and sustainable growth. Second, asset price bubbles are, by definition, driven by non-fundamental factors. Going after an asset bubble with the official policy rate—a fundamental determinant of asset prices—may well turn out to be like going after a rogue elephant with a pea shooter. It could require a very large peashooter (a very large increase in the official policy rate) to have a material effect on an asset price bubble.

The collateral damage to the macroeconomic stability objectives caused by interest rate increases capable of subduing asset price bubbles would make hunting bubbles with the official policy rate an unattractive policy choice. Mundell’s principle of effective market classification (Mundell, 1962) suggests that the official policy rate not be assigned to asset bubbles in their own right.

That, however, leaves a major asymmetry in the macroeconomic policy and financial stability framework. This asymmetry is not that the official policy rate responds more sharply to asset market price declines than to asset market price increases. Even if there were no “Greenspan-Bernanke put,” such asymmetry should be expected because asset price booms and busts are not symmetric. Asset price busts are sudden and involve sharp, extremely rapid asset price falls. Even the most extravagant asset price boom tends to be gradual in comparison. So an asymmetric response to an asymmetric phenomenon is justified. This does not mean that there has been no evidence of a “Greenspan-Bernanke” put during the current crisis. I believe that phenomenon—excess sensitivity of the federal funds target rate to sudden declines in asset prices, and especially US stock prices—to be real, and will address the issue in Section III.2a below.

Operationally, the asymmetry is that there exists a panoply of liquidity-enhancing, credit-enhancing and capital-enhancing measures

that can be activated during an asset market bust or a credit crunch, to enhance the availability of credit and capital and to lower its cost, but no corresponding liquidity- and credit-restraining and capital-diminishing instruments during a boom. When financial markets are disorderly, illiquid or have seized up completely, the lender of last resort and market maker of last resort (discussed in Section II.3) can spring into action.

Examples abound. Sensible proposals from the SEC in the US that require putting a range of off-balance sheet vehicles back on the balance sheets of commercial banks are waived or postponed for the duration of the financial crisis because implementation now would further squeeze the available capital of the banks. Given where we are, this makes sense, but where was the matching regulatory insistence on increasing capital and liquidity ratios during the good times?

We even have proposals now that mark-to-market accounting rules be suspended during periods of market illiquidity (see e.g. IIF, 2008). The argument is that illiquid asset markets undervalue assets compared to their fundamental value in orderly markets, and that because of this fair value accounting and reporting rules are procyclical. The observation that mark-to-market behaviour is procyclical is correct, but suspending mark-to-market when markets are disorderly would introduce a further asymmetry, because orderly and technically efficient asset markets can produce valuations that depart from the fundamental valuation because of the presence of a bubble. There have been no calls for mark-to-market accounting and reporting standards to be suspended during asset price booms and bubbles.

Fundamentally, what drives this operational asymmetry is the fact that the authorities are unable or unwilling to let large highly leveraged financial institutions collapse. There is no matching inclination to expropriate, to subject to windfall taxes, to penalise financially or to restrain in other ways extraordinarily profitable financial institutions. This asymmetry creates incentives for excessive risk taking by the financial institutions concerned and has undesirable distributional consequences. It needs to be corrected. I believe a regulatory response is the only sensible one.

II.2 *Regulatory measures for restraining asset booms*

I propose that any large and highly leveraged financial institution (commercial bank, investment bank, hedge fund, private equity fund, SIV, conduit, other SPV or off-balance sheet entity, currently in existence or yet to be created—whatever it calls itself, whatever it does and whatever its legal form—be regulated according to the same set of principles aimed at restraining excessive credit growth and leverage during financial booms. Again, this regulation should apply to *all* institutions deemed too systemically important (too large or too interconnected) to fail.

Therefore, while I agree with the traditional Greenspan-Bernanke view that the official policy rate not be used to target asset market bubbles, or even to lean against the wind of asset booms, I do not agree that the best that can be done is for the authorities to clean up the mess after the bubble bursts.

II.2a *Leverage is the key*

The asymmetries have to be corrected through regulatory measures, effectively by across-the-board credit (growth) controls, probably in the form of enhanced capital and liquidity requirements. Every asset and credit boom in history has been characterised by rising, and ultimately excessive *leverage*, and by rising and ultimately excessive *mismatch*. Mismatch here means asset-liability mismatch or resources-exposure mismatch as regards maturity, liquidity, currency denomination, credit risk and other risk characteristics. The crisis we are now suffering the consequences of is no exception. Because mismatch only becomes a systemic issue if there is excessive leverage, and because increased leverage is largely motivated by the desire of the leveraged entity for increased mismatch, I will focus on leverage in what follows.

Leverage is a simple concept which may be very difficult to measure, as those struggling to quantify the concept of *embedded leverage* will know. In the words of the Counterparty Risk Management

Group II (2005), “...leverage exists whenever an entity is exposed to changes in the value of an asset over time without having first disbursed cash equal to the value of that asset at the beginning of the period.” And: “...the impact of leverage can only be understood by relating the underlying risk in a portfolio to the economic and funding structure of the portfolio as a whole.”

Traditional sources of leverage include borrowing, initial margin (some money up front—used in futures contracts) and no initial margin (no money up front—when exposure is achieved through derivatives).

I propose using simple measures of leverage, say a measure of gross exposure to book equity, as a metric for constraining *capital insolvency* risk (liabilities exceeding assets) of all large, highly leveraged institutions. Common risk-adjusted Basel II-type capital adequacy requirements and reporting requirements would be imposed on all large institutions whose leverage, according to this simple metric, exceeds a given value. These capital adequacy requirements would be varied (or vary automatically) in countercyclical fashion.

To address the second way financial entities can fail, what the CRMG calls *liquidity insolvency* (meaning they cannot meet their obligations as they become due because they run out of cash and are unable to raise new funds), I propose that minimal funding liquidity and market or asset liquidity requirements be imposed on, respectively, the liability side and the asset side of the balance sheets of all large highly leveraged financial institutions. These liquidity requirements would also be tightened and loosened in countercyclical fashion.

The regular Basel II capital requirements would provide a floor for the capital requirements imposed on all highly leveraged financial institutions above a certain threshold size. It is possible that Basel II will be revised soon to include minimum funding liquidity and asset liquidity requirements for banks and other highly leveraged financial institutions. If not, national regulators should impose such minimum funding liquidity and asset liquidity requirements on all highly leveraged financial institutions above a threshold size.

Countercyclical variations in capital and liquidity requirements could either be imposed in a discretionary manner by the central bank or be built into the rule defining the capital or liquidity requirement itself. An example of such an *automatic financial stabiliser* is the proposal by Charles Goodhart and Avinash Persaud (Goodhart and Persaud, 2008a,b), to make the supplementary capital requirement for any given institution (over and above the Basel II requirement, which would set a common floor) an increasing function of the growth rate of that institution's balance sheet.

My wrinkle on this proposal (which Goodhart and Persaud propose for banks only) is that the same formula would apply to all highly leveraged financial institutions above a given threshold size. The Goodhart-Persaud proposal makes the supplementary-capital-requirement-defining growth rate a weighted average (with declining weights) of the growth rate of the institution's assets over the past three years. The details don't matter much, however, as long as the criterion is easily monitored and penalises rapid expansion of balance sheets. A similar Goodhart-Persaud approach could be taken to liquidity requirements for highly leveraged institutions. If the assets whose growth rate is taxed or penalised under this proposal are valued at their fair value (that is, marked-to-market where possible), its stabilising properties would be enhanced.

Finally, I would propose that all large leveraged institutions that are deemed too large, too interconnected, or simply too well-connected to fail, be made subject to a Special Resolution Regime along the lines that exist today for federally insured deposit-taking institutions through the FDIC. A concept of *regulatory insolvency*, which could bite before either capital insolvency or liquidity insolvency kick in, must be developed that allows an official administrator to take control of any large, leveraged financial institution and/or to engage in Prompt Corrective Action. The intervention of the administrator would be expected to impose serious penalties on existing shareholders, incumbent board and management and possibly on the creditors as well. The intervention should aim to save the institution, not its owners, managers or board, nor should it aim to "make whole," that is, compensate in full, its creditors.

II.3 Liquidity management: From lender of last resort to market maker of last resort

Liquidity management is central to the financial stability role of the central bank. Liquidity can be a property of economic agents and institutions or of financial instruments. *Funding liquidity* is the capacity of an economic agent or institution to attract external finance at short notice, subject to low transaction costs and at a financial cost that reflects the fundamental solvency of the agent or institution. It concerns the liability side of the balance sheet. *Market liquidity* is the capacity to sell a financial instrument at short notice, subject to low transaction costs and at a price close to its fundamental value. It concerns the asset side of the balance sheet. Both funding liquidity and market liquidity are continuous rather than binary concepts, that is, there can be varying degrees of liquidity.

Funding liquidity (a property of institutions) and market liquidity (a property of financial instruments or the markets they are traded in) are distinct but interdependent. This is immediately apparent when one recognises that access to external funds often requires collateral (secured lending); the cost of external funds certainly depends on the availability and quality of the collateral offered. The value of the assets offered as collateral depends on the market liquidity of the assets.

The central bank is unique because it can never encounter domestic-currency liquidity problems (domestic-currency funding illiquidity). This is because the monetary liabilities it issues, as agent of the state—the sovereign—provide unquestioned, ultimate domestic-currency liquidity. Often this finds legal expression through legal tender status for the central bank's monetary liabilities. Central banks can, of course, encounter foreign-currency liquidity problems. The recent experience of Iceland is an example.

There is no such thing as a perfectly liquid private financial instrument or a private entity with perfect funding liquidity, since the liquidity of private entities and instruments is ultimately dependent on confidence and trust. Liquidity, both funding liquidity and market liquidity, is very much a fair weather friend: It is there when you don't need it, absent when you urgently need it. Although private

agents may also lose confidence in the real value of the financial obligations of the state, including those of the central bank, the state is in the unique position of having the legitimate use of force at its disposal to back up its promises. The power to declare certain of your liabilities to be legal tender, the power to tax and the power to regulate (that is, to prescribe and proscribe behaviour) are unique to the state and its agents. The quality of private sector liquidity therefore cannot exceed that of central bank liquidity.

Funding illiquidity and market illiquidity interact in ways that can create a vicious downward spiral, well described in Adrian and Shin (2007a,b) and Spaventa (2008). Faced with the disappearance of normal sources of funding, banks or other financial institutions sell assets to raise liquidity to meet their maturing obligations. With illiquid asset markets, these assets sales can trigger a sharp decline in asset prices. Mark-to-market valuation, accounting and reporting requirements can cause capital ratios to fall below critical levels in other institutions, or may prompt margin calls. This prompts further asset sales that can turn the asset price decline into a collapse. Although these vicious circles can occur even in the absence of mark-to-market or fair value accounting and reporting, the adoption of such rules undoubtedly exacerbates the problem. The procyclicality of the Basel requirements (and especially of Basel II) (which began to be introduced just around the time the crisis erupted) had, of course, been noted before (see e.g. Borio, Furfine and Lowe, 2001; Goodhart, 2004; Kashyap and Stein, 2004; and Gordy and Howells, 2004).

II.3a Funding liquidity, the relationships-oriented model of intermediation and the lender of last resort

Funding liquidity is central to the traditional “relationships-oriented” model (ROM) of financial capitalism and the traditional lender of last resort (LLR) role of the central bank. In the traditional banking model, banks fund themselves through deposits (fixed market value claims withdrawable on demand and subject to a sequential service constraint—first come, first served). On the asset side of the balance sheet the traditional bank holds a small amount of liquid reserves, but mainly illiquid assets—loans to households or to businesses, partly

secured (mortgages), partly unsecured. In the ideal-type ROM bank, loans are held to maturity (e.g. the “originate to hold model” of mortgage finance). Even when loans mature, the borrowers tend to stay with the same bank for their future financial needs. Although deposits can be withdrawn on demand, depositors too tend to stick with the same bank, with which they often have a variety of other financial relations. The long-term relationships mitigate asymmetric information problems and permit the parties to invest in reputations and to build on trust. It inhibits risk-trading and makes entry difficult.

This combination of very short-maturity liabilities and long-maturity, illiquid assets is vulnerable to speculative attacks—bank runs. Such runs can occur, and be individually rational, even though the bank is solvent, in the sense that the value of the assets, if held to maturity, would be sufficient to pay off the depositors (and any other creditors). If the assets have to be liquidated prior to maturity, they would, however, be worthless (in milder versions the assets would be sold at a hefty discount on their fair value) and not all depositors would be made whole. This has been known since deposit-taking banks were first created. It has been formalised for instance in Diamond and Dybvig’s famous paper (Diamond and Dybvig, 1983, see also Diamond, 2007).

There are typically two equilibria. One equilibrium has no run on the bank. No depositor withdraws his deposits; this is because he believes that total withdrawals will not exceed the liquid reserves of the banks. This is confirmed in equilibrium. The other equilibrium has a run on the bank. Each depositor tries to withdraw his deposit because he believes that the withdrawals by other depositors will exceed the bank’s liquid reserves. The bank fails.

Solutions to this problem take the form of deposit insurance, standstills (mandatory bank holidays until the run subsides) and lender of last resort (LLR) intervention. All three require state intervention. Private deposit insurance can only cope with runs on individual banks or on a subset of the banks. It cannot handle a run on all banks. A creditor (depositor) standstill—making it impossible to withdraw deposits—could be part of the deposit contract, to be invoked at the discretion of the bank. This would, however, create

rather serious moral hazard and adverse selection problems, so a bank regulator/supervisor would be a more plausible party to which to delegate the authority to suspend the right to withdraw deposits. Lending to a single troubled bank can be and has been provided by other banks. Again this cannot work if a sufficiently large number of banks are faced with a run.

Individually rational bank runs don't require that bank's liabilities be deposits. They are possible whenever funding sources are short-term and assets are of longer maturity and illiquid. When creditors to a bank refuse to renew maturing loans or credit lines, this is economically equivalent to a withdrawal of deposits. This applies to credit obtained in the interbank market or funds obtained by issuing debt instruments in the capital markets.

Lending to a solvent but illiquid bank to prevent a socially costly bank failure should satisfy Bagehot's dictum, which can be paraphrased as: Lend freely, against collateral that will be good in the long run (even if it is not good today), and at a penalty rate (Bagehot, 1873). Taking collateral and charging a penalty rate is part of the LLR rule book to avoid skewing incentives towards future excessive risk taking in lending and funding by the banks, that is, to avoid moral hazard.

The discount window is an example of a LLR facility (in the case of the Fed I will mean by this the primary discount window, in the case of the ECB the marginal lending facility and in the case of the BoE the standing lending facility).

The effective operation of LLR facility requires that the central bank determine all of the following:

1. The maturities of the loans and the total quantity of liquidity to be made available at each maturity.
2. The nature of the liquidity provided (e.g. central bank reserves or Treasury bills).
3. The interest rates charged on the loans and the other financial terms of the loan contract.

4. The set of eligible counterparties (who has access to the LLR facility?).
5. The regulatory requirements imposed on the eligible counterparties.
6. Whether the loan is collateralised or unsecured.
7. The set of financial instruments eligible as collateral.
8. The valuation of the collateral when there is no appropriate market price (when the collateral is illiquid).
9. Any further haircut (discount) applied to the valuation of the collateral and any other fees or financial charges imposed on the collateral.

Items (3), (5), (8) and (9) jointly determine the cost to the borrower of access to the LLR facility, and thus the moral hazard created by the arrangement.

In the case of the discount window (which can be described as an LLR facility “lite”), once points (1) to (9) have been determined, access to the facility is at the discretion of the borrower, that is, discount window borrowing is demand-driven. Strangely, and rather unfortunately, use of discount window facilities has become stigmatised in both the US and the UK. I assume the same applies to use of the discount window facilities of the Eurosystem, but I have less directly relevant information for this case. This stigmatisation of the use of the discount window may be individually rational, because a would-be discount window borrower could reasonably fear that future access to private sources of funding might be compromised if use of the discount window were seen as a signal that the borrower is in trouble. While this would be an unfortunate equilibrium, it is unlikely to be a fatal problem for a fearful discount window borrower: As long as the illiquid institution has a sufficient quantity of good collateral to be able to survive by using discount window funding (or through access to market-maker-of-last-resort facilities, discussed below in Section II.3b), discount window stigmatisation should not be a matter of corporate life or death.

LLR facilities other than the discount window tend not to be “on demand.” They often involve borrowers whose solvency the central

bank is not fully confident of. Such ad-hoc LLR facilities typically accept a wider range of collateral than the discount window, and the use of the facility is subject to bilateral negotiation between the would-be borrower(s) and the central bank. The Treasury and the regulator, if this is not the central bank, may also be involved (this was the case with the LLR facility arranged by the BoE for Northern Rock in September 2007—the Liquidity Support Facility). Such ad-hoc LLR arrangements are often arranged in secret and kept confidential as long as possible. Even after the fact, when commercial confidentiality concerns no longer apply, the information needed to determine whether the LLR (and the Treasury) made proper use of public funds in rescue operations are often not made public. The terms on which deposit insurance was made available to Northern Rock by the UK Treasury and the terms on which Northern Rock could access the Liquidity Support Facility created by the BoE are still not in the public domain. There is no justification for such secrecy.

The LLR facilities (including the discount window) are only there to address liquidity issues, not solvency problems. Of course, future solvency is a probabilistic concept, not a binary one. When continued solvency is in question (discussed below in Section II.6), the central bank may be a party to a public-sector rescue and recapitalisation. The arrangement through which public resources are made available may well look like an LLR facility “on steroids.” The key difference with the regular LLR facility is that the resources made available through a normal LLR facility are not meant to be provided on terms that involve a subsidy to the borrower, its owners or its creditors. The risk-adjusted rate of return to the central bank on its LLR loans should cover its funding cost, essentially the interest rate on sovereign debt instruments of the relevant maturity. In a funding liquidity crisis, there is likely to be a wedge between the risk-adjusted cost of funds to the central bank and the (prohibitive) cost of obtaining funding from private sources. Under these conditions the central bank can provide liquidity to a borrower on terms that make it both subsidy-free (or even profitable *ex-ante* for the central bank) and cheaper than what the liquidity-constrained borrower could obtain elsewhere. Such actions correct a market failure.

In the case of the UK, the discount window (the standing lending facility) is highly restrictive in the maturity of its loans (overnight only) and in the collateral it accepts (only sovereign and supranational securities, issued by an issuer rated Aa3 [on Moody's scale] or higher by two or more of the ratings agencies [Moody's, Standard and Poor's, and Fitch]).⁶ The UK discount window therefore does not provide liquidity in any meaningful sense. It provides overnight liquidity in exchange for longer-term liquidity. It is of use only to banks that are caught short at the end of the trading day because of some technical glitch.

Because the BoE has no discount window in the normal sense of the word, it had to create one when Northern Rock, a private commercial bank engaged mainly in home lending, found itself faced with both market liquidity and funding liquidity problems in September 2007. The resulting construct, the Liquidity Support Facility, is just what a normal discount window ought to have been, and is in the US and the euro area.

Most central banks make, under special circumstances, unsecured loans to eligible counterparties as part of their LLR role, but these tend to be separate from the discount window. Also, as regards (2), discount window loans tend to be in exchange for central bank liquidity (reserves) rather than some other highly liquid instrument like Treasury bills. With the longer-maturity (up to 3 months) discount window loans that are now available in the US (for eligible deposit-taking banks), there is, in principle, no reason why the Fed should not make TBs or Federal Reserve Bills (non-monetary liabilities of the Fed) available at the discount window. It certainly could make such non-reserve liquidity available at LLR facilities other than the discount window.

If a central bank engages in LLR loans to a solvent but illiquid bank, the central bank should expect to end up making a profit. It can extract this rent because the central bank is the only entity that is never illiquid (as regards domestic-currency obligations). It can always afford to hold good but illiquid assets till maturity. If the collateral offered is risky (specifically, subject to credit or default risk), the central bank can *ex post* make a loss even if it *ex ante* prices risky assets

to properly reflect the risk of both the borrowing bank defaulting and the issuer of the collateral defaulting. I believe it is essential for a clear division of responsibilities between the central bank and the Treasury, and for proper public accountability for the use of public funds (to Congress/Parliament and to the electorate), that any such losses be made good immediately by the Treasury. Ideally, all collateral offered to the central bank other than sovereign instruments should be exchanged immediately with the Treasury for sovereign debt instruments, at the valuation put on that collateral in the LLR transaction. This removes the risk that the central bank is (ab)used as a quasi-fiscal agent of the government.

To avoid regulatory arbitrage, any institutions eligible to access the discount window or any of the other LLR facilities of the central bank should be subject to a uniform regulatory regime. A special and key feature of such a common regulatory regime ought to be that access to LLR facilities only be granted to financial institutions for which there is a Special Resolution Regime which provides for Prompt Corrective Action and which establishes criteria under which the central bank, or a public agency working closely with the central bank like the FDIC, can declare a financial institution to be regulatorily insolvent before balance sheet insolvency or funding/liquidity insolvency can be established.

The SRR managed by the FDIC for federally insured deposit-taking banks is a model. The SRR would allow a public administrator to be appointed who can take over the management of the institution, dismiss the board and the management, suspend the voting rights of the shareholders, place the shareholders at the back of the queue of claimants to the value that can be realised by the administrator, transfer (part of) its assets or liabilities to other parties etc. Outright nationalisation would also have to be an option.

The need for such an SRR for all institutions eligible to access LLR facilities follows from the fact that it is impossible for the central bank to determine whether a would-be user of the LLR facility is merely illiquid or both illiquid and insolvent. Without the SRR, the existence of the LLR facility would encourage quasi-fiscal abuse of

the central bank and would become a source of adverse selection and moral hazard.

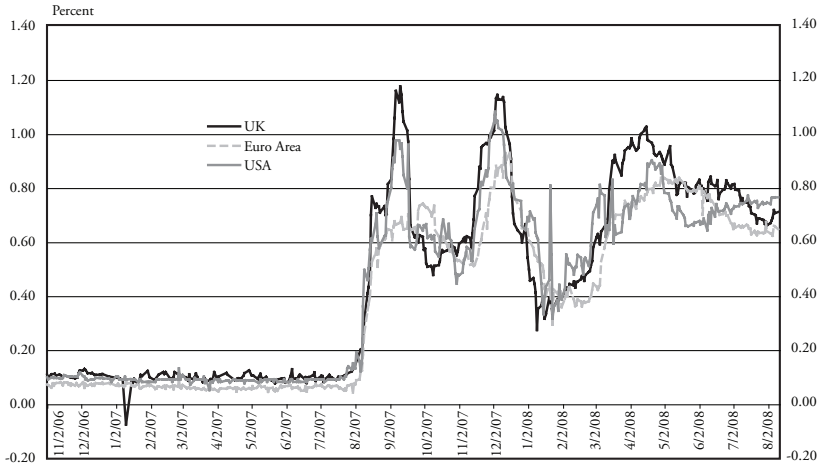
II.3b Market liquidity, the transactions-oriented model of intermediation and the market maker of last resort

The defining feature of the financial crisis that started on August 9, 2007 was not runs on banks or other financial institutions. A few of these did occur. Ignoring smaller regional and local banks, a classic depositors' bank run brought down Northern Rock in the UK (a mortgage lending bank that funded itself 75 percent in the wholesale markets), and non-deposit creditor runs were instrumental in killing off Bear Stearns, a US investment bank and primary dealer, and IndyMac, a large US mortgage lending bank. These, however, were exceptional events.

The new and defining feature of the crisis was the sudden and comprehensive closure of a whole range of financial wholesale markets, including the asset-backed commercial paper (ABCP) markets, the auction-rate securities (ARS) market, other asset-backed securities (ABS) markets, including the markets for residential mortgage-backed securities (RMBS), and many other collateralised debt obligations (CDO) and collateralised loan obligations (CLO) markets (see Buiters, 2007b, 2008b). The unsecured interbank market became illiquid to the point that Libor now is the rate at which banks won't engage in unsecured lending to each other. The sudden increase in Libor rates at the beginning of August 2007 and the continuation of spreads over the overnight indexed swap (OIS) rate is shown for three-month Libor, historically an important benchmark, in Chart 4.⁷

The fact that the Libor-OIS spreads look rather similar for the three monetary authorities (with the obvious exception of a few idiosyncratic early spikes upwards in the sterling spread, reflecting the BoE's late and belated conversion to the market-maker-of-last-resort cause) does not mean that all three did equally well in addressing the liquidity crunch in their jurisdiction. First, the magnitude of the challenge faced by each of the three may not have been the same. Second, the spreads are rather less interesting than the volumes of lending and borrowing that actually take place at these spreads. A 90-basis points

Chart 4
Three-Month Libor-OIS spreads
11/02/2006-08/02/2008



spread with an active market is much less of a problem than a 90-basis points spread at which no one transacts. Unfortunately, turnover data for the interbank markets are not in the public domain.

Third and most important, international financial integration ensures that liquidity can leak on a large scale between the jurisdictions of the national central banks, as long as the foreign exchange markets remain liquid, as they did for the major currencies. Unlike foreign branches, foreign subsidiaries of internationally active banks tend to have full access to the discount windows of their host central banks and they often also are eligible counterparties in the repos and other open market operations of their host central banks.

Subsidiaries of UK banks made use of Eurosystem and Fed liquidity facilities. Indeed UK parents used their euro area subsidiaries to obtain liquidity for themselves. At least one subsidiary of a Swiss bank accessed the Fed's discount window. Icelandic banks used their euro area subsidiaries to obtain euro liquidity, etc. In August 2008, Nationwide, a UK mortgage lender, announced it was setting up an Irish subsidiary. Gaining access to Eurosystem liquidity, both at the discount window and as a counterparty in repos, was a key motivating factor in this decision.

The *de facto* closure of many systemically important wholesale markets continues even now, a year since the start of the crisis. Over-the-counter credit default swap (CDS) markets and exchange-traded CDS derivatives markets became disorderly, with spreads far exceeding any reasonable estimate of default risk; key players in the insurance of credit risk, the so-called Monolines, lost their triple-A ratings and became irrelevant to the functioning of these markets. The rating agencies, which had moved aggressively from rating sovereigns and large corporates into the much more lucrative business of rating complex structured products (as well as advising on the design of such instruments), lost all credibility in these new product lines. This underlines the fact that the minimum shared understanding and information required for organised markets to function no longer existed for many structured products. One example: In the year since August 2007 there have been just two new issues of RMBS in the UK (one by HBOS for £500 million in May 2008, one by Alliance & Leicester for £400 million in August 2008).⁸

Central banks (outside the UK), in principle had the tools to address failing systemically important institutions—the LLR facilities. They did not have the tools to address failing, disorderly and illiquid markets. Central banks had developed and honed their skills during the era of traditional relationships-oriented financial intermediation centred on deposit-taking banks. Most were not prepared, institutionally and in mindset, to deal with the increasingly transactions-oriented financial intermediation that characterises modern financial sectors, especially in the US and the UK.

Fortunately, all that was required to meet the new reality were a number of extensions to and developments of existing open market operations, specifically in relation to the sale and repurchase operations (repos) used by central banks to engage in collateralised lending. The main extensions were: larger transactions volumes, longer maturities, a broader range of counterparties and a wider set of eligible collateral, including illiquid private securities. Increased scale and scope for outright purchases of securities by central banks, which could have been part of the new model, have not (yet) been used.

Central banks learnt fast to increase the scale and scope of their market-supporting operations. Unfortunately, the Fed did not sufficiently heed Bagehot's admonition to provide liquidity only at a penalty rate. The ECB is also likely to have created, through its acceptance of illiquid collateral at excessively generous valuations, adverse incentives for excessive future risk-taking. The ECB has not provided the information required to confirm or deny the suspicions about its collateral facilities. The BoE, on the basis of the limited available information, is the least likely of the three central banks to have over-priced the illiquid collateral it has been offered. Even here, however, the hard information required for proper accountability has not been provided.

Not designing the financial incentives faced by their counterparties in these new facilities to minimize moral hazard has turned out to be the central banks' Achilles heel in the current crisis. It will come back to haunt us in the next crisis.

Modern financial systems tend to be a convex combination of the traditional ROM and the transactions-oriented model of financial capitalism (TOM). The TOM (also called arms-length model or capital markets model) commoditises financial interactions and relationships and trades the resulting financial instruments in OTC markets or in organised exchanges. Securitisation of mortgages is an example. This makes the illiquid liquid and the non-tradable tradable. Scope for risk-trading is greatly enhanced. This is, potentially, good news.

It also destroys information. In the "originate-and-hold" model, the originator of the illiquid individual loan works for the Principal; he works as Agent of the Principal in the "originate-to-distribute" model. This reduces the incentive to collect information on the creditworthiness of the ultimate borrower and to monitor the performance of the borrower over the life of the loan. Securitisation and resale then misplace whatever information is collected: After a couple of transactions in [RMBS], neither the buyer nor the seller has any idea about the creditworthiness of the underlying assets. This is the bad news. Inappropriate securitisation permitted, indeed encouraged, the subversion of ordinary bank lending standards that was an essential input in the subprime disaster in the US.

The TOM affects banks in two ways. First, it provides competition for banks as intermediaries, since non-financial corporates can issue securities in the capital markets instead of borrowing from the banks, thus potentially bypassing banks completely. Savers can buy these securities as alternatives to deposits or other forms of credit to banks. Second, banks turn their illiquid assets into liquid assets which they either sell on (to special purpose vehicles [SPVs] set up to warehouse RMBS, or to investors) or hold on their balance sheet in the expectation that they can be sold at short notice and at a predictable price close to fair value, i.e. that they are liquid.

It may seem that this commoditisation and marketisation of financial relationships that are the essence of the TOM would solve the banks' liquidity problem and would make even bank runs non-threatening. If the bank's assets can be sold in liquid markets, the cost of a deposit run or a "strike" by other creditors need not be a fatal blow. Unfortunately, the liquidity of markets is not a deep, structural characteristic, but the endogenous outcome of the interaction of many partially and poorly informed would-be buyers and sellers. Market liquidity can vanish at short notice, just like funding liquidity.

Bank runs have their analogue in the TOM world in the form of a market freeze, run, strike, seizure or paralysis (the terminology is not settled yet). A potential buyer of a security who has liquid resources available today, may refuse to buy the security (or accept it as collateral), even though he believes that the security has been issued by a solvent entity and will earn an appropriate risk-adjusted rate of return if held to maturity. This socially excessive hoarding of scarce liquid assets can be individually rational because the potential buyer believes that he may be illiquid in the next trading period (and may therefore have to sell the security next period), and that other potential buyers of the security may likewise be illiquid in the future or may strategically refuse to buy the security, to gain a competitive advantage or even to put him out of business. If the transaction is a repo, he would have to believe also that the party trying to sell the security to him today, may be illiquid in the future and unable to make good on his commitment.

It remains an open question whether this approach to market and funding illiquidity today as a result of fear of market and funding illiquidity tomorrow either needs to be iterated *ad infinitum* or requires a fear of insolvency at some future date to support a full-fledged individually rational but socially inefficient equilibrium. Charles Goodhart (2002) believes that without the threat of insolvency there can be no illiquidity (see also the excellent collection of readings in Goodhart and Illing, 2002). Strategic behaviour, Knightian uncertainty, bounded rationality and other behavioural economics approaches to modelling the transactions flows in financial markets, including the rules-of-thumb that lead to information cascades and herding behaviour, may offer a better chance of understanding, predicting and correcting the market pathologies that lead to socially destructive hoarding of liquidity than relentlessly optimising models. The jury is still out on this one.⁹

Market illiquidity addresses the phenomenon that a financial instrument that is traded abundantly one day suddenly finds no buyers the next day at any price, or only at a price that represents a massive discount relative to its fundamental or fair value. That is, illiquidity is an endogenous outcome, a dysfunctional equilibrium in a market or game for which alternative liquid equilibria also exist, but have not materialised (or have not been coordinated on).

Market illiquidity is a form of market failure. Liquidity can be provided privately, by banks and other economic agents holding large amounts of inherently liquid assets (like central bank reserves or TBs). That would, however, be socially and privately inefficient. Maturity transformation and liquidity transformation are essential functions of financial intermediaries. A private financial entity should hold (or have access to, through credit lines, swaps, etc.) enough liquidity to manage its business during normal times, that is, when markets are liquid and orderly. It should not be expected to hoard enough liquid assets (or arrange liquid stand-by funding) during normal times to be able to survive on its own during abnormal times, when markets are disorderly and illiquid. That is what central banks are for.

Central banks can create any amount of domestic currency liquidity at little or no notice and at effectively zero marginal cost.

It would be inefficient to privatise and decentralise the provision of emergency liquidity when there is an abundant source of free liquidity readily available.

Anne Sibert and I (Buiter and Sibert, 2007a,b, see also Buiter, 2007a,b,c,d) have called the role of the central bank as provider of market liquidity during times when systemically important financial markets have become disorderly and illiquid, that of the *market maker of last resort* (MMLR).

The central bank as market maker of last resort either buys outright (through open market purchases) or accepts as collateral in repos and similar secured transactions, systemically important financial instruments that have become illiquid.¹⁰ If no market price exists to value the illiquid securities, the central bank organises reverse auctions that act as value discovery mechanisms. There is no need for the central bank to know more about the value of the securities than the sellers, or indeed for the central bank to know anything at all.

The central bank should organise the auction because it has the liquid “deep pockets.” A reverse Dutch auction, for instance, would be likely to be particularly punitive for the sellers of the illiquid securities. A second-lowest price (sealed bid) reverse auction would have other attractive properties. With so many Nobel-prizes and Nobel-prize calibre economists specialised in mechanism design, I don’t think the expertise to design and run these auctions would be hard to find. The auctions to value the illiquid securities could be organised jointly by the central bank and the Treasury if, as I advocate, the Treasury would immediately take onto its balance sheet any illiquid assets acquired in the auctions, either outright or as part of a repo or swap.

For the MMLR to function effectively, the central bank has to clarify all of the following:

1. The list of eligible instruments for outright purchase or for use in collateralised transactions like repos.
2. The nature of the liquidity provided (e.g. central bank reserves or Treasury bills).
3. The set of eligible counterparties.

4. The regulatory requirements imposed on the eligible counterparties.
5. The valuation of the securities offered for outright purchase or as collateral, when there is no appropriate market price (when the collateral is illiquid).
6. Any haircut (discount) applied to the valuation of the securities and any other fees or financial charges imposed.

Items (4), (5) and (6) determine the effective penalty imposed by the MMLR for use of its facilities, and thus the severity of the moral hazard created by its existence. Unlike discount window access, which is at the initiative of the borrower, MMLR finance is not available on demand, even if (1) through (6) above have been determined. The policy authority (in practice the central bank) decides when to inject liquidity, on what scale and at what maturity.

Injecting large amounts of liquidity against illiquid collateral is easy. The key challenge for the central bank as market maker of last resort is the same as that faced by the central bank as lender of last resort. It is to make the effective performance of the MMLR function during abnormal times, that is, when markets are disorderly and illiquid, compatible with providing the right incentives for risk taking when markets are orderly and liquid. This requires liquidity to be made available only on terms that are punitive. It is here that all three central banks appear to have failed so far, albeit in varying degrees.

II.4 The lender of last resort and market maker of last resort when foreign currency liquidity is the problem

So far, the argument has proceeded on the assumption that the central bank can provide the necessary liquidity effectively costlessly and at little or no notice. That, however, is true only for domestic-currency liquidity. For countries that have banks and other financial institutions that are internationally active and have significant amounts of foreign-currency-denominated exposure, a domestic-currency LLR and MMLR may not be sufficient. This is especially likely to be an

issue if the country's banks or other systemically significant financial businesses have large short-maturity foreign currency liabilities and illiquid foreign currency assets. The example of Iceland comes to mind as do, to a lesser extent, Switzerland and the UK.

If the country in question has a domestic currency that is also a serious global reserve currency, the central bank is likely to be able to arrange swaps or credit lines with other central banks on a scale sufficient to enable it to act as a foreign-currency LLR and MMLR for its banking sector. At the moment there are only two serious global reserve currencies, the US dollar, with 63.3 percent of estimated global official foreign exchange reserves at the end of 2007, and the euro, with 26.5 percent (see Table 1).

Sterling is a minor-league legacy global reserve currency with 4.7 percent, the yen is fading fast at 2.9 percent and Switzerland is a minute 0.2 percent.¹¹

The Fed, the ECB and the Swiss National Bank have created swap lines of US dollars for euro and Swiss francs respectively since the crisis started. These swap arrangements have recently been extended to cover the 2008 year-end period. The Central Bank of Iceland arranged, in May 2008, swap lines for €500mn each with the central banks of Norway, Denmark and Sweden. In the case of Iceland, one can see how such currency swaps could be useful in the discharge of the Central Bank of Iceland's LLR and MMLR function vis-à-vis a banking system with a large stock of short-maturity foreign currency liabilities and illiquid foreign currency assets.

The swaps between the Fed, the ECB and the SNB are less easily rationalised. Both the euro area- and the Switzerland-domiciled banks experienced a shortfall of liquidity of any and all kinds, not a specific shortage of US dollar liquidity. The foreign exchange markets had not seized up and become illiquid. Certainly, it was expensive for euro-area resident banks with maturing US dollar obligations to obtain US dollar liquidity through the swap markets, but that is no reason for official intervention (or ought not to be): Expensive is not the same as illiquid. I therefore interpret these currency swap

Table 1
Currency composition of official foreign exchange reserves

	'95	'96	'97	'98	'99	'00	'01	'02	'03	'04	'05	'06	'07
US dollar	59.00%	62.10%	65.20%	69.30%	70.90%	70.50%	70.70%	66.50%	65.80%	65.90%	66.40%	65.70%	63.30%
Euro					17.90%	18.80%	19.80%	24.20%	25.30%	24.90%	24.30%	25.20%	26.50%
German mark	15.80%	14.70%	14.50%	13.80%									
Pound sterling	2.10%	2.70%	2.60%	2.70%	2.90%	2.80%	2.70%	2.90%	2.60%	3.30%	3.60%	4.20%	4.70%
Japanese yen	6.80%	6.70%	5.80%	6.20%	6.40%	6.30%	5.20%	4.50%	4.10%	3.90%	3.70%	3.20%	2.90%
French franc	2.40%	1.80%	1.40%	1.60%									
Swiss franc	0.30%	0.20%	0.40%	0.30%	0.20%	0.30%	0.30%	0.40%	0.20%	0.20%	0.10%	0.20%	0.20%
Other	13.60%	11.70%	10.20%	6.10%	1.60%	1.40%	1.20%	1.40%	1.90%	1.80%	1.90%	1.50%	1.80%

Sources: 1995-1999, 2006-2007 IMF; Currency Composition of Official Foreign Exchange Reserves; 1999-2005, ECB; The Accumulation of Foreign Reserves

Source: Wikipedia

arrangements (unlike the swap arrangements put in place following 9/11) either as symbolic tokens of international cooperation (and more motion than action) or as unwarranted subsidies to euro area- and Switzerland-based banks needing US dollar liquidity.

II.5 Macroeconomic stabilisation and liquidity management: Interdependence and institutional arrangements

Macroeconomic stabilisation policy and liquidity management (including the LLR and MMLR arrangements and policies) cannot be logically or analytically separated or disentangled completely. Changes in the official policy rate affect output, employment and inflation, but also have an effect on funding liquidity and market liquidity. An artificially low official policy rate can boost bank profitability and help banks to recapitalise themselves. The current level of the federal funds target rate certainly has this effect. Discount window operations, repos, other open market purchases and indeed the whole panoply of LLR and MMLR arrangements and interventions strengthen the financial system, even for a given contingent sequence of current and future official policy rates. This boosts aggregate demand and thus influences growth and inflation.

Nevertheless, I believe that the official policy rate has a clear comparative advantage as a macroeconomic stabilisation tool while liquidity management has a corresponding comparative advantage as a financial stabilisation tool. Mundell's principle of effective market classification (policies should be paired with the objectives on which they have the most influence) therefore suggests that, should we wish to assign each of these instruments to a particular target, the official policy rate be assigned to macroeconomic stability and liquidity management to financial stability (see Mundell, 1962).

Both the ECB and the BoE advocate the view that the official policy rate be assigned to the macroeconomic stability objective (for both central banks this is the price stability objective) and that it not be used to pursue financial stability objectives. Any impact of the official policy rate on financial stability will, in that view, have to be reflected in an appropriate adjustment in the scale and scope of

liquidity management policies. Likewise, liquidity management policies (that is, LLR and MMLR actions) should be targeted at financial stability without undue concern for the impact they may have on price stability and economic activity. If these effects (which are highly uncertain) turn out to be material, there will have to be an appropriate response in the contingent sequence of official policy rates.

Undoubtedly, to the unbridled dynamic stochastic optimiser, the joint pursuit of all objectives with all instruments has to dominate the assignment of the official policy rate to macroeconomic stability and of liquidity management to financial stability. I am with Mundell on this issue, partly because it makes both communication with the markets and accountability to Parliament/Congress and the electorate easier.

A case can even be made for taking the setting of the official policy rate out of the central bank completely. Obviously, as the source of ultimate domestic-currency liquidity, the central bank is the only agency that can manage liquidity. It will also have to *implement* the official policy rate decision, through appropriate money market actions. But it does not have to make the official policy rate *decision*. The knowledge, skills and personal qualities for setting the official policy rate would seem to be sufficiently different from those required for effective liquidity management, that assigning both tasks to the same body or housing them in the same institution is not at all self-evident.

In the UK, the institutional setting is ready-made for taking the Monetary Policy Committee out of the BoE. The Governor of the BoE could be a member, or even the chair of the MPC, but need not be either. The existing institutional arrangements in the US and the euro area would have to be modified significantly if the official policy rate decision were to be moved outside the central bank.

Through its liquidity management role and more generally through its LLR and MMLR functions, the central bank will inevitably play something of a *de facto* supervisory and regulatory role vis-à-vis banks and other counterparties. Regulatory capture is therefore a constant threat and a frequent reality, as the case of the Fed, discussed

below in Section III.2a(xii) makes clear. Moving the official policy rate decision out of the central bank would make it less likely that the official policy rate would display the kind of excess sensitivity to financial sector concerns displayed by the federal funds target rate since Chairman Greenspan.¹²

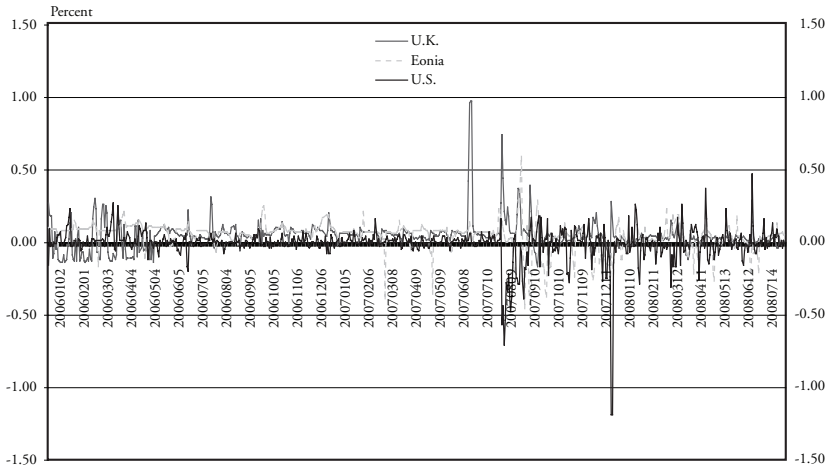
Regardless of whether the official policy rate-setting decision is taken out of the central bank, I consider it desirable that all three central banks change their procedures for setting the overnight rate. Chart 5 shows the spread between overnight Libor (an unsecured rate) and the official policy rate for the three central banks.

Similar pictures could be shown for the spread between the effective federal funds rate and the federal funds target rate and for spreads between the sterling and euro secured overnight rates and official policy rates.

The fact that the central banks are incapable of keeping the overnight rate close to the official policy rate is a direct result of the operating procedures in the overnight money markets (see Bank of England, 2008a, and Clews, 2005; European Central Bank, 2006; and Federal Reserve System, 2002). Setting the official policy rate (like fixing any price or rate) ought to mean that the central bank is willing to lend reserves (against suitable collateral) on demand in any amount and at any time *at that rate*, and that it is willing to accept deposits in any amount and at any time *at that rate*. This would effectively peg the secured overnight lending and borrowing rate at the official policy rate. The overnight interbank rate could still depart from the official policy rate because of bank default risk on overnight unsecured loans, but that spread should be trivial almost always. Ideally, there would be a 24/7 fixed rate tender at the official policy rate during a maintenance period, and a 24/7 unlimited deposit facility at the official policy rate.

The deviations between the official policy rate and the overnight interbank rate that we observe for the Fed, the ECB and the BoE are the result of bizarre operating procedures—the vain pursuit by the central bank of the pipe dream of setting the price (the official policy rate)

Chart 5
Spreads between effective overnight money market rates
and official policy rates (percent)
01/02/2006 - 07/14/2008



while imposing certain restrictions on the quantity (the reserves of the banking system and/or the amount of overnight liquidity provided).¹³

In the case of the UK, for instance, the commercial banks and other deposit-taking institutions that are eligible counterparties in repos specify their planned reserve holdings just prior to a new reserve maintenance period (roughly the period between two successive scheduled MPC meetings). Those reserves earn the official policy rate. If actual reserves (averaged over the maintenance period) exceed the planned amount, the interest rate received by the banks on the excess is at the standing deposit facility rate, 100 basis points below the official policy rate. If banks' estimated reserves turn out to be insufficient and the banks have to borrow from the BoE to meet their liquidity needs, they have to do so at the standing lending facility rate, 100 basis points above the official policy rate, except on the last day of the maintenance period, when the penalty falls to 25 basis points. Compared to simply pegging the rate, the BoE's operating procedure is an example of making complicated something that really is very simple: Setting a rate means supplying any amount demanded at that rate and accepting any amount offered at that rate. The Bank of Canada's

operating procedures for setting the overnight rate are closer to my ideal rate-setting mechanism (Bank of Canada, 2008).

If the central banks were to fix the overnight rate in the way I suggest, this would probably kill off the secured overnight interbank market, although not necessarily the unsecured overnight interbank market (overnight Libor), and certainly not the longer-maturity interbank markets, secured and unsecured. The loss of the secured overnight market would not represent a social loss: It is redundant. Those who used to operate in it, now can engage in more socially productive labour. There is no right to life for redundant markets. If the prospect of killing the secured overnight market is too frightening, central banks could adjust the proposed procedure by lending any amount overnight (against good collateral) at the official policy rate plus a small margin, and accepting overnight deposits in any amount at the official policy rate minus a small margin; twice the margin would just exceed the normal bid-ask spread in the secured private overnight interbank markets.

It does not help communication with the markets, or the division of a labour between interest rate policy and liquidity policy, if the monetary authority sets an official policy rate but there is no actual market rate, that is, no rate at which transactions actually take place, that corresponds to the official policy rate. Fortunately, the remedy is simple.

II.6 Central banks as quasi-fiscal agents: Recapitalising insolvent banks

Whatever its legal or *de facto* degree of operational and goal independence, the central bank is part of the state and subject to the authority of the sovereign. Specifically, the state (through the Treasury) can tax the central bank, even if these taxes may have unusual names. In many countries, the Treasury owns the central bank. This is the case, for instance, in the UK, but not in the US or the euro area. As an agent and agency of the state, the central bank can engage in quasi-fiscal actions, that is, actions that are economically equivalent to levying taxes, paying subsidies or engaging in redistribution. Examples are non-remunerated reserve requirements (a quasi-fiscal tax

on banks), loans to the private sector at an interest rate that does not at least cover the central bank's risk-adjusted cost of non-monetary borrowing (a quasi-fiscal subsidy), accepting overvalued collateral (a quasi-fiscal subsidy) or outright purchases of securities at prices above fair value (a quasi-fiscal subsidy).

To determine how the use of the central bank as a quasi-fiscal agent of the state affects its ability to pursue its macroeconomic stability objectives, a little accounting is in order. In what follows, I disaggregate the familiar "government budget constraint" into separate budget constraints for the central bank and the Treasury. I then derive the *intertemporal budget constraints* for the central bank and the Treasury, or their "comprehensive balance sheets." I then contrast the familiar conventional balance sheet of the central bank with its comprehensive balance sheet.

My stylised central bank has two financial liabilities: the non-interest-bearing and irredeemable monetary base $M \geq 0$ and its interest-bearing non-monetary liabilities (central bank Bills), $N \geq 0$, paying the risk-free one-period domestic nominal interest rate i .¹⁴ On the asset side it has the stock of international foreign exchange reserves, R^f , earning a risk-free nominal interest rate in terms of foreign currency, i^f , and the stock of domestic credit, which consists of central bank holdings of nominal, interest-bearing Treasury bills, $D \geq 0$, earning a risk-free domestic-currency nominal interest rate i , and central bank claims on the private sector, $L \geq 0$, with domestic-currency nominal interest rate i^l . The stock of Treasury debt (all assumed to be denominated in domestic currency) held outside the central bank is B ; it pays the risk-free nominal interest rate i ; T^p is the real value of the tax payments by the domestic private sector to the Treasury; it is a choice variable of the Treasury and can be positive or negative; T^b is the real value of taxes paid by the central bank to the Treasury; it is a choice variable of the Treasury and can be positive or negative; a negative value for T^b is a transfer from the Treasury to the central bank: The Treasury recapitalises the central bank; $T = T^p + T^b$ is the real value of total Treasury tax receipts; P is the domestic general price level; e is the value of the spot nominal exchange rate (the domestic currency price of foreign exchange); $C^g \geq 0$ is the real value of Treasury

spending on goods and services and $C^b \geq 0$ the real value of central bank spending on goods and services. Public spending on goods and services is assumed to be for consumption only.

Equation (3) is the period budget identity of the Treasury and equation (4) that of the central bank.

$$\frac{B_t + D_t}{P_t} \equiv C_t^g - T_t^p - T_t^b + (1+i_t) \left(\frac{B_{t-1} + D_{t-1}}{P_t} \right) \quad (3)$$

$$\begin{aligned} \frac{M_t + N_t - D_t - L_t - e_t R_t^f}{P_t} &\equiv C_t^b + T_t^b \\ &+ \frac{M_{t-1} - (1+i_t)(D_{t-1} - N_{t-1}) - (1+i_t^f)L_{t-1} - (1+i_t^f)e_t R_{t-1}^f}{P_t} \end{aligned} \quad (4)$$

The solvency constraints of, respectively, the Treasury and central bank are given in equations (5) and (6):

$$\lim_{N \rightarrow \infty} E_t I_{N,t-1} (B_N + D_N) \leq 0 \quad (5)$$

$$\lim_{N \rightarrow \infty} E_t I_{N,t-1} (D_N + L_N + e_N R_N^f - N_N) \geq 0 \quad (6)$$

where I_{t_1,t_0} is the appropriate nominal stochastic discount factor between periods t_0 and t_1 .

These solvency constraints, which rule out Ponzi finance by both the Treasury and the central bank, imply the following intertemporal budget constraints for the Treasury (equation 7) and for the central bank (equation 8).

$$B_{t-1} + D_{t-1} \leq E_t \sum_{j=t}^{\infty} I_{j,t-1} P_j (T_j^p + T_j^b - C_j^g) \quad (7)^{15}$$

$$D_{t-1} + L_{t-1} + e_{t-1} R_{t-1}^f - N_{t-1} \leq E_t \sum_{j=t}^{\infty} I_{j,t-1} (P_j (C_j^b + T_j^b + Q_j) - \Delta M_j) \quad (8)$$

where

$$P_j Q_j \triangleq (i_j - i_j^L) L_{j-1} + \left(1 + i_j - (1 + i_j^f) \frac{e_j}{e_{j-1}} \right) e_{j-1} R_{j-1}^f \quad (9)$$

The expression Q in equation (9) stands for the real value of the quasi-fiscal implicit interest subsidies paid by the central bank. If the rate of return on government debt exceeds that on loans to the private sector, there is an implicit subsidy to the private sector equal in period t to $(i_t - i_t^L) L_{t-1}$. If the rate of return on foreign exchange reserves is less than what would be implied by Uncovered Interest Parity (UIP), there is an implicit subsidy to the issuers of these reserves, given in period t by $\left(1 + i_t - (1 + i_t^f) \frac{e_t}{e_{t-1}} \right) e_{t-1} R_{t-1}^f$.

When comparing the conventional balance sheet of the central bank to its comprehensive balance sheet or intertemporal budget constraint, it is helpful to rewrite (8) in the following equivalent form:

$$\begin{aligned} & \frac{M_{t-1}}{1+i_t} - (D_{t-1} + L_{t-1} + e_{t-1} R_{t-1}^f - N_{t-1}) \\ & \leq E_t \sum_{j=t}^{\infty} I_{j,j-1} \left[P_j (-C_j^b - T_j^b - Q_j) + \left(\frac{i_{j+1}}{1+i_{j+1}} \right) M_j \right] \end{aligned} \quad (10)$$

Summing (3) and (4) gives the period budget identity of the government (the consolidated Treasury and central bank), in equation (11); summing (5) and (6) gives the solvency constraint of the government in equation (12) and summing (7) and (8) gives the intertemporal budget constraint of the government in equation (13).

$$\begin{aligned} M_t + N_t + B_t - L_t - e_t R_t^f & \equiv P_t (C_t^g + C_t^b - T_t) \\ & + M_{t-1} + (1+i_t)(B_{t-1} + N_{t-1}) - (1+i_t^L) L_{t-1} - e_t (1+i_t^f) R_{t-1}^f \end{aligned} \quad (11)$$

$$\lim_{N \rightarrow \infty} E_t I_{N,t-1} (B_N + N_N - L_N - e_N R_N^f) \leq 0 \quad (12)$$

$$B_{t-1} + N_{t-1} - L_{t-1} - e_{t-1} R_{t-1}^f \leq E_t \sum_{j=t}^{\infty} I_{j,j-1} \left(P_j (T_j - Q_j - (C_j^g + C_j^b)) + \Delta M_j \right) \quad (13)$$

Table 2
Central bank conventional financial balance sheet

Assets	Liabilities
D	$\frac{M}{1+i}$
L	N
eR^f	
	W^b

Consider the conventional financial balance sheet of the Central Bank in Table 2.

The Central Bank’s conventional financial net worth or equity, $W^b \triangleq D + L + eR^f - N - \frac{M}{1+i}$, is the excess of the value of its financial assets (Treasury debt, D , loans to the private sector, L and foreign exchange reserves, eR^f) over its non-monetary liabilities N and its monetary liabilities $M/(1+i)$.

On the left-hand side of (10) we have (minus) the conventionally measured equity of the central bank. On the right-hand side of (10) we can distinguish two terms. The first is

$$-E_t \sum_{j=t}^{\infty} I_{j,t-1} P_j (C_j^b + T_j^b + Q_j)$$

—the present discounted value of current and future primary (non-interest) surpluses of the central bank. Important for what follows, this contains both the present value of the sequence of current and future transfer payments made by the Treasury to the central bank ($\{-T_j^b; j \geq t\}$ and (with a negative sign) the present value of the sequence of quasi-fiscal subsidies paid by the central bank $\{Q_j; j \geq t\}$.

The second terms is $E_t \sum_{j=t}^{\infty} I_{j,t-1} \left(\frac{i_{j+1}}{1+i_{j+1}} \right) M_j$, one of the measures of central bank “seigniorage”—the present discounted value of the future interest payments saved by the central bank through its ability to

issue non-interest-bearing monetary liabilities. The other conventional measure of seigniorage, motivated by equation (8), is the present discounted value of future base money issuance: $E_t \sum_{j=t}^{\infty} I_{j,t-1} \Delta M_j$.

Even if the conventionally defined net worth or equity of the central bank is negative, that is, if $W_{t-1}^b \triangleq D_{t-1} + L_{t-1} + e_{t-1} R_{t-1}^f - N_{t-1} - \frac{M_{t-1}}{1+i_t} < 0$, the central bank can be solvent provided

$$W_{t-1}^b + E_t \sum_{j=t}^{\infty} I_{j,t-1} \left(\frac{i_{j+1}}{1+i_{j+1}} \right) M_j \geq E_t \sum_{j=t}^{\infty} I_{j,t-1} P_j (C_j^b + T_j^b + Q_j) \quad (14)$$

Conventionally defined financial net worth or equity excludes the present value of anticipated or planned future non-contractual outlays and revenues (the right-hand side of equation 10). It is therefore perfectly possible for the central bank to survive and thrive with negative financial net worth. If there is a seigniorage Laffer curve, however, there always exists a sufficient negative value for central bank conventional net worth, that would require the central bank to raise

so much seigniorage in real terms, $\left\{ \frac{\Delta M_j}{P_j}; j \geq t \right\}$, or $\left\{ \left(\frac{i_{j+1}}{1+i_{j+1}} \right) M_j; j \geq t \right\}$ through current and future nominal base money issuance, that, given the demand function for real base money, unacceptable rates of inflation would result (see Buiter, 2007e, 2008a). While the central bank can never go broke (that is, equation 14 will not be violated) as long as the financial obligations imposed on the central bank are domestic-currency denominated and not index-linked, it could go broke if either foreign currency obligations or index-linked obligations were excessive. I will ignore the possibility of central bank default in what follows, but not the risk of excessive inflation being necessary to secure solvency without recapitalisation by the Treasury, if the central bank's conventional balance sheet were to take a sufficiently large hit.

This situation can arise, for instance, if the central bank is used as a quasi-fiscal agent to such an extent that the present discounted value

of the quasi-fiscal subsidies it provides, $E_t \sum_{j=t}^{\infty} I_{j,t-1} P_j Q_j$, is so large, that its ability to achieve its inflation objectives is impaired. In that case (if we rule out default of the central bank on its own non-monetary obligations, N_{t-1}), the only way to reconcile central bank solvency and the achievement of the inflation objectives would be a recapitalisation of the central bank by the Treasury, that is, a sufficient large increase in $-E_t \sum_{j=t}^{\infty} I_{j,t-1} P_j T_j^b$.¹⁶

There are therefore in my view two reasons why the Fed, or any other central bank, should not act as a quasi-fiscal agent of the government, other than paying to the Treasury in taxes, T^b , the profits it makes in the pursuit of its macroeconomic stability objectives and its *appropriate* financial stability objectives. The appropriate financial stability objectives are those that involve providing liquidity, at a cost covering the central bank's opportunity cost of non-monetary financing, to illiquid but solvent financial institutions.

The two reasons are, first, that acting as a quasi-fiscal agent may impair the central bank's ability to fulfil its macroeconomic stability mandate and, second, that it obscures responsibility and impedes accountability for what are in substance fiscal transfers. If the central bank allows itself to be used as an off-budget and off-balance-sheet special purpose vehicle of the Treasury, to hide contingent commitments and to disguise de facto fiscal subsidies, it undermines its independence and legitimacy and impairs political accountability for the use of public funds—"tax payers' money."

II.6a Some interesting central bank balance sheets

What do the conventional balance sheets look like in the case of the Fed, the BoE and the ECB/Eurosystem?

The data for the Fed are summarised in Table 3, those for the BoE in Table 4, for the ECB in Table 5 and for the Eurosystem in Table 6.

The data for the Fed are updated weekly in the Consolidated Statement of Condition of All Federal Reserve Banks. In Table 3, I have

Table 3
Conventional financial balance sheet
of the Federal Reserve System

March 12, 2008, US\$ billion

Assets	Liabilities
<i>D</i> : 703.4	<i>M</i> : 811.9
<i>L</i> : 182.2	<i>N</i> : 47.4
<i>R</i> : 13.0	
	<i>W</i> : 39.7

Table 4
Conventional balance sheet of the Bank of England (£ billion)

		Jun 1, 2006	Dec 24, 2007	Mar 12, 2008
	Liabilities	82	102	97
<i>M</i> :	Notes in circulation	38	45	41
	Reserves balances	22	26	21
<i>N</i> :	Other	20	30	33
<i>W^b</i> :	Equity	2	2	2
	Assets	82	102	97
<i>D</i> :	Advances to HM Government	13	13	7
<i>L&D</i> :	Securities acquired via market transactions	8	7	9
<i>L</i> :	Short-term market operations & reverse repos with BoE counterparties	12	44	43
	Other assets	33	38	38

Source: *Financial Statistics*

Table 5
Conventional balance sheet of the European Central Bank
(€ billion)

		December 31, 2006	December 31, 2007
	Liabilities	106	126
<i>M:</i>	Notes in circulation	50	54
<i>N:</i>	Other	56	72
<i>W⁶:</i>	Equity	4	4
	Assets	106	126
<i>D:</i>		54	71
<i>L:</i>	Other Assets	10	11
	Claims on euro-area residents in forex	3	4
<i>R:</i>	Gold and forex reserves	40	39

Source: European Central Bank (2008a)

Table 6
Conventional balance sheet of the Eurosystem (€ billion)

		December 22, 2006	February 29, 2008
	Liabilities	1142	1379
<i>M:</i>		805	887
<i>N:</i>	Other	273	421
<i>W⁶:</i>	Equity	64	71
	Assets	1142	1379
<i>D:</i>	Euro-denominated government debt	40	39
<i>L:</i>	Euro-denominated claims on euro-area credit institutions	452	519
	Other Assets	330	480
<i>R:</i>	Gold and forex reserves	321	340

Source: European Central Bank (2008b)

for simplicity lumped \$2.1 billion worth of buildings and \$40 billion worth of other assets together with claims on the private sector, *L*. The Federal Reserve System holds but small amounts of assets in the gold certificate account and SDR account as foreign exchange reserves, *R*. The foreign exchange reserves of the US are on the balance sheet of the Treasury rather than the Fed. As of February 2008, US Official Reserve Assets stood at \$73.5 billion.¹⁷ US gold reserves (8133.8 tonnes) were valued at around \$261.5 billion in March 2008.

Table 3 shows that, as regards the size of its balance sheet, the Fed would be a medium-sized bank in the universe of internationally active US commercial banks, with assets of around \$900 billion and capital (which corresponds roughly to financial net worth or conventional equity) of about \$40 billion. By comparison, at the time of the run on the investment bank Bear Stearns (March 2008), that bank's assets were around \$340 billion. Citigroup's assets as of 31 December 2007 were just under \$2,188 billion (Citigroup is a universal bank, combining commercial banking and investment banking activities). With 2007 US GDP at around \$14 trillion, the assets of the Fed are about 6.4% of annual US GDP.

At the end of January 2008, seasonally adjusted assets of domestically chartered commercial banks in the US stood at \$9.6 trillion (more than ten times the assets of the Fed). Of that total, credit market assets were around \$7.5 trillion. Equity (assets minus all other liabilities) was reported as \$1.1 trillion.¹⁸ Commercial banks exclude investment banks and other non-deposit taking banking institutions. The example of Bear Stearns has demonstrated that all the primary dealers in the US are now considered by the Fed and the Treasury to be too systemically important (that is too big, and/or too interconnected, to fail). The 1998 rescue of LTCM—admittedly without the use of any Fed financial resources or indeed of any public financial resources, but with the active “good offices” of the Fed—suggests that large hedge funds too may fall in the “too big or too interconnected to fail” category. We appear to have arrived at the point where any highly leveraged financial institution above a certain size is a candidate for direct or indirect Fed financial support, should it, for whatever reason, be at risk of failing.¹⁹

Like its private sector fellow-banks, the Fed is quite highly leveraged, with assets just under 22 times capital. The vast majority of its liabilities are currency in circulation (\$781 billion out of a total monetary base of \$812 billion). Currency is not just non-interest-bearing but also *ir-redeemable*: having a \$10 Federal Reserve note gives me a claim on the Fed for \$10 worth of Federal Reserve notes, possibly in different denominations, but nothing else. Leverage is therefore not an issue for this highly unusual inherently liquid domestic-currency borrower, as long as the liabilities are denominated in US dollars and not index-linked.

The BoE, whose balance sheet is shown in Table 4, also has negligible foreign exchange reserves of its own. The bulk of the UK's foreign exchange reserves are owned directly by the Treasury. The shareholders' equity in the BoE is puny, just under £2 billion. The size of its balance sheet grew a lot between early 2007 and March 2008, reflecting the loans made to Northern Rock as part of the government's rescue programme for that bank. The size of the balance sheet is around £100 billion, about 20 percent smaller than Northern Rock at its *acme*. Leverage is just under 50.

The size of the equity and the size of the balance sheet appear small in comparison to the possible exposure of the BoE to credit risk through its LLR and MMLR operations. Its total exposure to Northern Rock was, at its peak, around £25 billion. This exposure was, of course, secured against Northern Rock's prime mortgage assets. More important for the solvency of the BoE than this credit risk mitigation through collateral is the fact that the central bank's monopoly of the issuance of irredeemable, non-interest-bearing legal tender means that leverage is not a constraint on solvency as long as most of the rest of the liabilities on its balance sheet are denominated in sterling and consist of nominal, that is, non-index-linked, securities, as is indeed the case for the BoE.

The balance sheet of the ECB for end-year 2006 and 2007 is given in Table 5, that for the consolidated Eurosystem (the ECB and the 15 national central banks [NCBs] of the Eurosystem) as of 29 February 2008 in Table 6. The consolidated balance sheet of the Eurosystem is about 10 times the size of the balance sheet of the ECB, but the equity of the Eurosystem is about 17 times that of the ECB. Gearing

of the Eurosystem is therefore quite low by central bank standards, with total assets just over 19 times capital.

Between the end of 2006 and end-February 2008, the Eurosystem expanded its balance sheet by €237 billion. On the asset side, most of this increase was accounted for by a €67 billion increase in claims on the euro area banking sector and a €150 billion increase in other assets. Both items no doubt reflect the actions taken by the Eurosystem to relieve financial stress in the interbank markets and elsewhere in the euro area banking sector.

II.6b How will the central banks finance future LLR- and MMLR-related expansions of their portfolios?

Both the Fed and the BoE have tiny balance sheets and minuscule equity or capital relative to the size of the likely financial calls that may be made on these institutions. For instance, the exposure of the Fed to the Delaware SPV used to house \$30 billion (face value) worth of Bear Stearns' most toxic assets is \$29 billion. The Fed's total equity is around \$40 billion. Despite my earlier contention that there is nothing to prevent a central bank from living happily ever after with negative equity, I doubt whether the Fed would want to operate with its financial liabilities larger than its financial assets. It just doesn't look right.

It is clear that the exercise of the LLR and MMLR functions may require a further rapid and large increase in L , central bank holdings of private sector securities. The central bank can always finance this increase in its exposure to the private financial sector by increasing the stock of base money, M (presumably through an increase in bank reserves with the central bank). If the economy is in a liquidity crunch, there is likely to be a large increase in liquidity preference which will cause this increase in reserves with the central bank to be hoarded rather than loaned out and spent. This increase in liquidity will therefore not be inflationary, as long as it is reversed promptly when the liquidity squeeze comes to an end.

Alternatively, the central bank could finance an expansion in its holdings of private securities by reducing its holdings of government securities. Once these get down to zero, the only option left is for the

central bank to increase its non-monetary, interest-bearing liabilities, that is, an issuance of Fed Bills, BoE Bills or ECB Bills (or even Fed Bonds, BoE Bonds or ECB Bonds). As long as the central bank's claims on the private sector earn the central bank an appropriate risk-adjusted rate of return, issuing central bank bills or bonds to finance the acquisition of private securities will not weaken the solvency of the central bank *ex ante*. But if a significant amount of its exposure to the private sector were to default, the central bank would have to be recapitalised by the Treasury or have recourse to monetary financing. In the conventional balance sheet of the central bank, the result of a recapitalisation would be an increase in D , that is, it would look like a Treasury Bill or Treasury Bond "drop" on the central bank. It may well come to that in the US and the UK.

III. How did the three central banks perform since August 2007?

III.1 Macroeconomic stability

At the time the financial crisis erupted, in August 2007, all three central banks faced rising inflationary pressures and at least the prospect of weakening domestic activity. The evidence for weakening activity was clearest in the US. In the UK, real GDP growth in the third quarter of 2007 was still robust, although some of the survey data had begun to indicate future weakness. In the euro area also, GDP growth was healthy. As late as August, the ECB was verbally signalling an increase in the policy rate for September or soon after.

Since then, inflationary pressures have risen in all three currency areas, and so have inflationary expectations. There has been a marked slowdown in GDP growth, first in the US, then in UK and most recently in the euro area. While it is not clear yet whether any of the three economies are in technical recession (using the arbitrary definition of two consecutive quarters of negative real GDP growth), there can be little doubt that all three are growing below capacity, with unemployment rising in the US and in the UK and, one expects, soon also in the euro area.

Table 7
Monetary policy actions since August 2007 by the Fed,
ECB and BoE

- Official policy rate
 - Fed: -325 bps (current level: 2.00%)
 - ECB: +25 bps (current level: 4.25%)
 - BoE: -75 bps (current level: 5.00%)
- Unscheduled meetings, out-of-hours announcements
 - Fed: one for OPR (21/22 Jan.)
 - ECB: none
 - BoE: none
- Discount rate penalty
 - Fed: -75 bps (current level: 25 bps)
 - ECB: ± 0 bps (current level: 100 bps)
 - BoE: ± 0 bps (current level: 100 bps)
- Open mouth operations
 - ECB: repeated hints at/threats of OPR increases that did not materialise until July 2008 (“talk loudly & carry a little stick”)

The monetary response to rather similar circumstances has, however, been very different in the three economies, as is clear from the summary in Table 7.

The Fed cut its official policy rate aggressively—by 325 basis points cumulatively so far. On September 18, 2007, the Fed cut the federal funds target by 50 basis points to 4.75 percent, with a further reduction of 25 basis points following on October 31. On December 11 there was a further 25 basis points cut, on January 21, 2008 a 75 basis points cut, on January 30 a 50 basis points cut, on March 18 a 75 basis points cut and on April 30 another 25 basis points cut. This brought the federal funds target to 2.00 percent, where it remains at the time of writing (August 10, 2008). The Fed also reduced the “discount window penalty,” that is, the excess of the rate charged on overnight borrowing at the primary discount window over the federal funds target rate, from 100 bps to 50 bps on August 17, 2007 and to 25 bps on March 18, 2008. This cut in the discount rate penalty can be viewed as a liquidity management measure as well as a (second-order) macroeconomic policy measure. Finally, one of the Fed’s rate cuts (the 75 basis points reduction on January 21, 2008), was at an “unscheduled” meeting and was announced out of normal

working hours, thus signalling a sense of urgency in one interpretation, a sense of panic in another.

The BoE kept its official policy rate at 5.75 percent until December 6, 2007 when it made a 25 basis points cut. Further 25 bps cuts followed on February 7, 2008 and April 10, 2008, so Bank Rate now stands at 5.00 percent. The discount rate (standing lending facility) penalty over Bank Rate remained constant at 100 bps. There were no meetings or policy announcements on unscheduled dates or at unusual times.

The ECB kept its official policy rate unchanged at 4.00 percent until July 3, 2008 when it was raised to 4.25 percent, where it still stands. There has also been no change in the discount rate penalty: The marginal lending facility continues to stand at 100 basis points above the official policy rate. There were no meetings on unscheduled dates or announcements at non-standard hours. Unlike the other two central banks, the ECB repeatedly, between June 2007 and July 2008, talked tough about inflation and hinted at possible rate increases. This talk was matched by official policy rate action only on July 3, 2008.

The markedly different monetary policy actions of the Fed compared to the other two central banks can, in my view, not be explained satisfactorily with differences in objective functions (the Fed's dual mandate versus the ECB's and the BoE's lexicographic price stability mandate) or in economic circumstances. The slowdown in the US did come earlier than in the UK and in the euro area, but the inflationary pressures in the US were, if anything, stronger than in the UK and the euro area.

I conclude that the Fed overreacted to the slowdown in economic activity. It cut the official policy rate too fast and too far and risked its reputation for being serious about inflation. I believe that part of the reason for these policy errors is a remarkable collection of analytical flaws that have become embedded in the Fed's view of the transmission mechanism. These errors are shared by many FOMC members and by senior staff. They are worth outlining here, because they serve as a warning as to what can happen when the research and

economic analysis underlying monetary policy making become too insular and inward-looking, and is motivated more by the excessively self-referential internal dynamics of academic research programmes than by the problems and challenges likely to face the policy-making institution in the real world.

III.1a The macroeconomic foibles of the Fed

There are some key flaws in the model of the transmission mechanism of monetary policy that shapes the thinking of a number of influential members of the FOMC. These relate to the application of the Precautionary Principle to monetary policy making, the wealth effect of a change in the price of housing, the role of core inflation as a guide to future underlying inflation, the possibility of achieving a sustainable external balance for the US economy without going through a deep and/or prolonged recession, the effect of financial sector deleveraging on aggregate demand, and the usefulness of the monetary aggregates as a source of information about macroeconomic and financial stability.

III.1a(i) Risk management and the “Precautionary Principle”

Consider the following example of optimal decision making under uncertainty. I stand before an 11-foot-wide ravine that is 2,000 feet deep. I have to jump across. A safe jump is one foot longer than the width of the ravine. I can jump any distance, but a longer jump requires more effort, something I dislike moderately. I also am strongly averse to falling to my death. Without uncertainty, I make the shortest leap that will get me safely over the precipice—12 feet. Now assume that I cannot see how wide the ravine is. All I know is that its width is equally likely to be anywhere on the interval 1 foot to 21 feet. So the expected width of the ravine is 11 feet. There continues to be certainty about the depth of the ravine—2,000 feet, that is, certain death if I were to fall in. It clearly would not be rational for me to adopt the certainty-equivalent strategy and make a 12-foot jump. I would be cautious and make a much larger jump, of 23 feet. Caution and prudence here dictate more radical action—a longer jump. A dramatic departure from symmetry in the payoff function

accounts for the difference between rational behaviour and certainty-equivalent behaviour. The Fed justifies its radical interest cuts in part by asserting that these large cuts minimize the risk of a truly catastrophic outcome. I want to question whether the Fed's official policy rate actions can indeed be justified on the grounds that the US economy was tottering at the edge of a precipice, and that aggressive rate cuts were necessary to stop it from tumbling in.

Under Chairman Greenspan, so-called risk-based "decision theory" approaches became part of the common mindset of the FOMC (see Greenspan 2005). They continue to be influential in the Bernanke Fed. A clear articulation can be found in Mishkin (2008b). At last year's Jackson Hole Symposium, Martin Feldstein (2008) also made an appeal to a risk-based decision theory approach to justify looking after the real economy first, through aggressive interest rate cuts, despite the obvious risk this posed to inflation and moral hazard.

Mishkin (2008b) argued that the combination of non-linearities in the economy with both a higher degree of uncertainty and a high probability of extreme (including extremely bad) outcomes (so-called "fat tails") justified the Fed's focus on extreme risks. In addition, he asserts that the extreme risk faced by the US economy is a financial instability/collapse-led sharp contraction in economic activity. This is the "Precautionary Principle" (PP) applied to monetary policy. At times of high uncertainty, policy should be timely, decisive, and flexible and focused on the main risk.

Even where it is applied correctly, I don't think much of the PP. Except under very restrictive conditions, unlikely to be satisfied ever in the realm of economic policy making, I consider the behaviour it prescribes to be pathologically risk-averse. In its purest incarnation—under complete Knightian uncertainty—it amounts to a minimax strategy: You focus all your policy instruments on doing as well as you can in the worst possible outcome. Despite its axiomatic foundations, the minimax principle has never appealed to me either as a normative or a positive theory of decision under uncertainty.

But I don't have to fight the PP, or minimax, here. The application of the PP to the monetary policy choices made by the Fed in 2007

and 2008 is bogus. The PP came to the social sciences from the application of decision theory to regulatory decisions involving environmental risk (global warming, species extinction) or technological risk (genetically modified crops, nanotechnology). Its basic premise in these areas is “... *that one should not wait for conclusive evidence of a risk before putting control measures in place designed to protect the environment or consumers.*” (Gollier and Treich, 2003). For instance, Principle 15 of the 1992 Rio Declaration states, “*Where there are threats of serious or irreversible damage, lack of full scientific certainty shall not be used as a reason for postponing cost-effective measures to prevent environmental degradation.*”

Attempts to make sense of the PP in a setting of sequential decision making under uncertainty lead to the conclusion that, for something like the Rio Declaration version of the PP to emerge as a normative guide to behaviour, all of the following must be present (see Collier and Treich, 2003, from which the following sentence is paraphrased): a long time horizon, stock externalities, irreversibilities (physical and socio-economic), large uncertainties and the possibility of future scientific progress (learning). Short-term policy should keep the option value of future learning alive. When the long-term effects of certain contingencies are unknown (but may be uncovered later on), it may be optimal to be more cautious in the early stages of the sequential management of risk.

I believe the analysis of Collier and Treich to be essentially correct. The question then becomes: What does this imply for whether the Fed, in the circumstances of the second half of 2007 and the first half of 2008, did the right thing when it cut the official policy rate from 5.25 percent to 2.00 percent rather than cutting it by less, keeping it constant or raising it? The Fed decided to give priority to minimising the risk of a sharp contraction in real economic activity. It accepted the risk of higher inflation. How does this square with the PP?

The answer is: Not very well at all. The extreme risk faced by the US economy during the past year has not been a sharp contraction in real economic activity caused by a financial collapse. There is no irreversibility involved in a sharp contraction in economic activity. Mishkin's rather vague “non-linearities” are no substitute for the irreversibility

required for the PP to apply. This is *not* like a catastrophic species extinction or a sudden melting of the polar ice caps. The crash of 1929 became the Great Depression of the 1930s because the authorities permitted the banking system to collapse and did not engage in sustained aggressive expansionary fiscal and monetary policy even when the unemployment rate reached almost 25 percent in 1933. In addition, the international trading system collapsed.

The Fed as LLR and MMLR has effectively underwritten the balance sheet of all systemically important US banks (investment banks as well as commercial banks) with the rescue of Bear Stearns in March 2008. Current worries about the international trading system concern the absence of progress rather than the risk of a major outbreak of protectionism.

Most of all, should economic activity fall sharply and remain depressed for longer than is necessary to correct the fundamental imbalances in the US economy (the external trade deficit, excessive household indebtedness and the low national saving rate), monetary and fiscal policy can be used aggressively *at that point in time* to remedy the problem. There is no need to act now to prevent some irreversible or even just costly-to-reverse catastrophe from occurring. Boosting demand through expansionary monetary and fiscal policy is not hard. It is indeed far too easy. We are also not buying time to uncover some new scientific fact that will allow us to improve the short-run inflation-unemployment trade-off or to boost the resilience of the economy to future disinflationary policies. Cutting rates to support demand does not create or preserve option value. Even when there is a zero lower bound constraint on the short nominal interest rate and even if there is a non-negligible probability that this constraint will become binding, aggregate demand management continues to be effective. Indeed, it is precisely when the zero lower bound constraint on the nominal interest is binding that fiscal policy is at its most effective.

If anything, the (weak) logic of the PP points to giving priority to fighting inflation rather than to preventing a sharp contraction of demand and output. Output contractions can be reversed easily through expansionary monetary and fiscal policies. High inflation, once it becomes embedded in inflationary expectations, may take

a long time to squeeze out of the system again. If the sacrifice ratio is at all unfriendly, the cumulative unemployment or output cost of achieving a sustained reduction in inflation could be large. The irreversibility argument (strictly, the costly reversal argument) supports erring on the side of caution by not letting inflation and inflationary expectations rise.²⁰

“Fat tails”, the Precautionary Principle and other decision theory jargon should only be arbitrated into the area of monetary policy if the substantive conditions are satisfied. Today, in the US, they are not.²¹ With existing policy tools, we can address a disastrous collapse in activity if, as and when it occurs. There is no need for preventive or precautionary drastic action.

I agree that dynamic stochastic optimisation based on the LQG (linear-quadratic-Gaussian) assumptions, and the certainty-equivalent decision rules they imply are inappropriate for monetary policy design. This is because (1) the objectives of most central banks cannot be approximated well with a quadratic functional form (especially in the case of the BoE and the ECB with their lexicographic preferences), (2) no relevant economic model is linear and (3) the random shocks perturbing the economic system are not Gaussian.²² I was fortunate in having Gregory Chow as a colleague during my first academic job (at Princeton University). The periodic rediscoveries, in the discussion of macroeconomic policy design, of aspects of his work (Chow, 1975, 1981, 1997) are encouraging, but they also demonstrate that progress in economic science is not monotonic.

Mishkin (2008b) admits that “*Formal models of how monetary policy should respond to financial disruptions are unfortunately not yet available....*” This, however, does not stop him from giving, in that same speech, confident and quite detailed prescriptions for the response of monetary policy to financial disruptions. “*Monetary policy cannot—and should not—aim at minimizing valuation risk, but policy should aim at reducing macroeconomic risk.... Monetary policy needs to be timely, decisive, and flexible.... Monetary policy must be at least as preemptive in responding to financial shocks as in responding to other types of disturbances to the economy.*” Possibly, but not based on any rigorous analysis of a coherent, quantitative model of the US economy or any

other economy. Emphatic statements do not amount to a new science of monetary policy. Repeated assertion is not a third mode of scientific reasoning, on a par with induction and deduction.

III.1a(ii) **Housing wealth isn't wealth**

This bold statement was put to me about ten years ago by Mervyn King, now Governor of the BoE, then Chief Economist of the BoE, shortly after I joined the Monetary Policy Committee of the BoE as an External Member in June 1997. Like most bold statements, the assertion is not quite correct; the correct statement is that a decline in house prices does not make you worse off, that is, it does not create a pure wealth effect on consumer demand.

The argument is elementary and applies to coconuts as well as to houses. When does a fall in the price of coconuts make you worse off? Answer: when you are a net exporter of coconuts, that is, when your endowment of coconuts exceeds your consumption of coconuts. A net importer of coconuts is better off when the price of coconuts falls. Someone who is just self-sufficient in coconuts is neither worse off nor better off.

Houses are no different from durable coconuts in this regard. The fundamental value of a house is the present discounted value of its current and future rentals, actual or imputed. Anyone who is “long” housing, that is, anyone for whom the value of his home exceeds the present discounted value of the housing services he plans to consume over his remaining lifetime will be made worse off by a decline in house prices. Anyone “short” housing will be better off. So the young and all those planning to trade up in the housing market are made better off by a decline in house prices. The old and all those planning to trade down in the housing market will be worse off.

Another way to put this is that landlords are worse off as a result of a decline in house prices, while current and future tenants are better off. On average, the inhabitants of a country own the houses they live in; on average, every tenant is his own landlord and vice versa. So there is no net housing wealth effect. You have to make a distributional argument to get an aggregate pure net wealth effect from a change

in house prices. A formal statement of the proposition that a change in house prices has no wealth effect on private consumption demand can be found in Buiter (2008b,c). Informal statements abound (see e.g. Buchanan and Fiotakis, 2004, or Muellbauer, 2008).

Most econometric or calibrated numerical models I am familiar with treat housing wealth like the value of stocks and shares as a determinant of household consumption. They forget that households consume housing services (for which they pay or impute rent) but not stock services. An example is the FRB/US model. It is used frequently by participants in the debate on the implication of developments in the US housing market for US consumer demand. A recent example is Frederic S. Mishkin's (2008a) paper "Housing and the Monetary Transmission Mechanism." The version of the FRB/US model Mishkin uses *a priori* constrains the wealth effects of housing wealth and other financial wealth to be the same. The long-run marginal propensity to consume out of non-human wealth (including housing wealth) is 0.038, that is, 3.8 percent. In several simulations, Mishkin increases the value of the long-run marginal propensity to consume out of housing wealth to 0.076, that is, 7.6 percent, while keeping the long-run marginal propensity to consume out of non-housing financial wealth at 0.038.

The argument for an effect of housing wealth on consumption other than the pure wealth effect is that housing wealth is collateralisable. Households-consumers can borrow against the equity in their homes and use this to finance consumption. It is much more costly and indeed often impossible, to borrow against your expected future labour income. If households are credit-constrained, a boost to housing wealth would relax the credit constraint and temporarily boost consumption spending. The argument makes sense and is empirically supported (see e.g. Edelstein and Lum, 2004, or Muellbauer, 2008). Of course, the increased debt will have to be serviced, and eventually consumption will have to be brought down below the level it would have been at in the absence of the mortgage equity withdrawal. At market interest rates, the present value of current and future consumption will not be affected by the MEW channel.²³

Ben Bernanke (2008a), Don Kohn (2006), Fredric Mishkin (2008a), Randall Kroszner (2007) and Charles Plosser (2007) all have made statements to the effect that there is a pure wealth effect through which changes in house prices affect consumer demand, separate from the credit, MEW or collateral channel.²⁴ The total effect of a change in house prices on consumer demand adds the credit or collateral effect to the standard (pure) wealth effect. This is incorrect. The benchmark should be that the credit, MEW or collateral effect is *instead of* the normal (pure) wealth effect. By overestimating the contractionary effect on consumer demand of the decline in house prices, the Fed may have been induced to cut rates too fast and too far.

There are channels other than private consumption through which a change in house prices affects aggregate demand. One obvious and empirically important one is household investment, including residential construction. A reduction in house prices that reflects the bursting of a bubble rather than a lower fundamental value of the property also produces a pure wealth effect (Buiter, 2008b,c). My criticism of the Fed's overestimation of the effect of house price changes on aggregate demand relates only to the pure wealth effect on consumption demand, not to the "Tobin's q " effect of house prices on residential construction.

III.1a(iii) The will-o'-the-wisp of "core" inflation

The only measure of core inflation I shall discuss is the one used by the Fed, that is, the inflation rate of the standard headline CPI or PCE deflator excluding food and energy prices. Other approaches to measuring core inflation, including the vast literature that attempts to extract trend inflation or some other measure of "underlying" inflation using statistical methods in the time or frequency domains, including "trimmed mean" measures and "approximate band pass filters" will not be considered (see e.g. Bryan and Cecchetti 1994; Quah and Vahey, 1995; Baxter and King 1999; Cogley 2002; Cogley and Sargent, 2001, 2005; Dolmas, 2005; Rich and Steindel, 2007; Kiley, 2008).

I assume that the price stability leg of the Fed's mandate refers to price stability, now and in the future, defined in terms of a representative

basket of consumer goods and services that tries to approximate the cost of living of some mythical representative American. It is well-known that price stability, even in terms of an ideal cost of living index, cannot be derived as an implication of standard microeconomic efficiency arguments. The Friedman rule gives you a zero pecuniary opportunity cost of holding cash balances as (one of) the optimality criteria, that is, $i=i^M$. When cash bears a zero rate of interest, this gives us a zero risk-free nominal interest rate as (part of) the optimal monetary rule. With a positive real interest rate, this gives us a negative optimal rate of inflation for consumer prices, something even the ECB is not contemplating.

Menu costs imply the desirability of minimising price changes for those goods and services for which menu costs are highest. Presumably this would call for stabilisation of money wages, since the cost of wage negotiations is likely to exceed that of most other forms of price setting. With positive labour productivity growth, a zero money wage inflation target would give us a negative optimal rate of producer price inflation.

New-Keynesian sticky-price models of the Calvo-Woodford variety yield (in their simplest form) two distinct optimal inflation criteria, one for consumer prices and one for producer prices. Neither implies that stability of the sticky-price sub-index is optimal.

Equations (15) and (16) below show the log-linear approximation at the deterministic steady state of the (negative of the) social welfare function (which equals the utility function of the representative household) and of the New-Keynesian Phillips curve in the simple sticky-price Woodford-Calvo model, when the potential level of output (minus the natural rate of unemployment), \hat{y} , is efficient (see Calvo, 1983 Woodford, 2003; and Buiter, 2004).

$$\Lambda_t = E_t \sum_{i=0}^{\infty} \left(\frac{1}{1+\delta} \right)^i \left((\pi_{t+i} - \tilde{\pi}_{t+i})^2 + \omega (y_{t+i} - \hat{y}_{t+i})^2 + \phi (i_{t+j} - i_{t+j}^M)^2 \right) \quad (15)$$

$$\delta > 0, \omega > 0, \phi \geq 0$$

$$\pi_t - \tilde{\pi}_t = \beta E_t (\pi_{t+1} - \tilde{\pi}_{t+1}) + \gamma (y_t - \hat{y}_t) + \varphi (i_t - i_t^M) \quad (16)$$

$$0 < \beta < 1; \gamma > 0$$

In the Calvo model of staggered overlapping price setting, in each period, a randomly selected constant fraction of the population of monopolistically competitive firms sets prices optimally. The remainder follows a simple rule of thumb or heuristic for its price. The inflation rate chosen by the constrained price setters in period t is $\tilde{\pi}_t$. Optimality in this model requires

$$i_t = i_t^M \quad (17)$$

$$\pi_t = \tilde{\pi}_t \quad (18)$$

Equations (17) and (18) then imply that $y_t = \hat{y}_t$.

The requirement in (17) that the pecuniary opportunity cost of holding cash be zero is Friedman's misnamed Optimal Quantity of Money rule. The second optimality condition, given in (18), requires that the headline producer price inflation rate, π , be the same as the inflation rate of the constrained price setters, $\tilde{\pi}$. If in any given period the inflation rate of the constrained price setters is predetermined, then the second optimality requirement becomes the requirement that overall producer price inflation accommodates the inflation rate set by the constrained price setters, whatever this happens to be. Even if one identifies the inflation rate set by the constrained price setters with "core" inflation (which would be a stretch), this New-Keynesian framework does not generate an optimal rate of inflation either for core inflation or for headline inflation. All it prescribes is a constant relative price of core to non-core goods and services.

Without luck or additional instruments (such as indirect taxes and subsidies driving a wedge between consumer and producer prices) it will not in general be possible to satisfy both the Friedman rule and the constant relative price rule (of free and constrained price setters). How then can this framework be used to rationalise (a) targeting Woodford-Calvo "core" inflation and (b) aiming for stability of the Woodford-Calvo "core" producer price level? Two steps are required. First, the Friedman rule is finessed or ignored. This requires either the counterfactual assumption that the interest rate on cash is not constrained to equal zero but can instead be set equal at all times to the interest rate on non-cash financial instruments (that is, equation 17

always holds, but i remains free), or the assumption that the technology and preferences in this economy take the rarefied form required to make the demand for cash independent of its opportunity cost, in which case $\phi = \varphi = 0$. Second, the Woodford-Calvo “core” inflation rate, which plays the role of the target inflation rate in the social welfare function (15) is zero: $\tilde{\pi} = 0$. This is the assumption Calvo made in his original paper (Calvo, 1983).

Clearly, the assumption that the constrained price setters will always keep their prices constant, regardless of the behaviour of prices and inflation in the rest of the economy is unreasonable. It assumes the absence of any kind of learning, no matter how partial and unsophisticated. It has strange implications, including the existence of a stable, exploitable inflation-unemployment trade-off or inflation-output gap trade-off across deterministic steady states. Calvo recognised the unpalatable properties of his unreasonable original price setting function in Calvo, Celasun and Kumhof (2007). An attractive alternative, in the spirit of John Flemming’s (1976) theory of the “gearing” of inflation expectations, would be to impose as a minimal rationality requirement the assumption that the inflation rate set by the constrained price setters is cointegrated with that of the unconstrained price setters or the headline inflation rate.

Because price stability cannot be rationalised as an objective of monetary policy using standard microeconomic efficiency arguments, I fall back on legal mandate/popular consensus justifications for price stability as an objective of monetary policy. In the US, the euro area and UK, stable prices or price stability is a legally mandated objective of monetary policy. In the UK, the Chancellor defines the price index. It is the CPI (the harmonised version). In the euro area the ECB’s Governing Council itself chooses the index used to measure price stability. Again, it is the CPI. In the US there is no such verifiable source of legitimacy for a particular index. I therefore appeal to what I believe the public at large understands by price stability, which is a constant cost of living.

I take it as given that the Fed’s definition of price stability is to be operationalized through a representative cost of living index. This means that the Fed does not care intrinsically about core inflation (in the

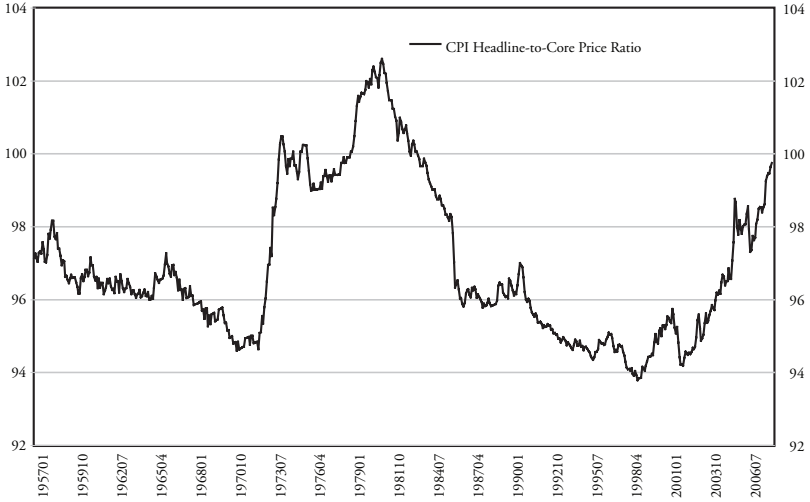
sense of the rate of inflation of a price index that excludes food and energy). Americans do eat, drink, drive cars, heat their homes and use air conditioning. The proper operational target implied by the price stability leg of the Fed's dual mandate is therefore headline inflation.

Core inflation is relevant to the price stability leg of the Fed's mandate to the extent that it is a superior predictor of future headline inflation, over the horizon that the Fed can influence headline inflation—a better predictor not only than headline inflation itself, but than any readily available set of predictors. After all, the monetary authority should not restrict itself to univariate or bivariate predictor sets, let alone univariate or bivariate predictor sets consisting of the price series itself and its components.²⁵

Non-core prices tend to be set in auction-type markets for commodities. They are flexible. Core goods and services tend to have prices that are subject to short-run Keynesian nominal rigidities. They are sticky. The core price index and its rate of inflation tend to be both less volatile and more persistent than the index of non-core prices and its rate of inflation, and also than the headline price index and its rate of inflation. However, the ratio of core to non-core prices and of the core price index to the headline price index is predictable, and so are the relative rates of inflation of the core and headline inflation indices. This is clear from Charts 6a and 6b. The phenomenon driving the increase in the ratio of headline to core prices in recent years is well-understood. Newly emerging market economies like China, India and Vietnam have entered the global economy as demanders of non-core commodities and as suppliers of core goods and services. This phenomenon is systematic, persistent and ongoing.

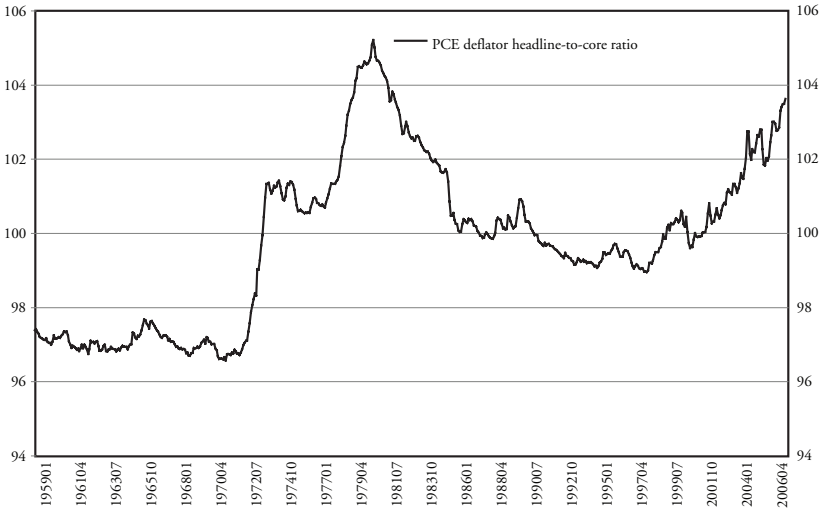
When core goods and services are subject to nominal price rigidities but non-core goods prices are flexible, a relative demand or supply shock that causes a permanent increase (decrease) in the relative price of non-core to core goods will, for a given path of nominal official policy rates, cause a temporary increase in the rate of headline inflation, and possibly a temporary reduction in the rate of core inflation as well.

Chart 6a
US CPI headline-to-core ratio
01/1957 - 04/2008; SA, 1982-84=100



Source: Bureau of Labor Statistics

Chart 6b
US PCE deflator headline-to-core ratio
01/1959 - 03/2008; SA, 2000=100



Source: Bureau of Economic Analysis

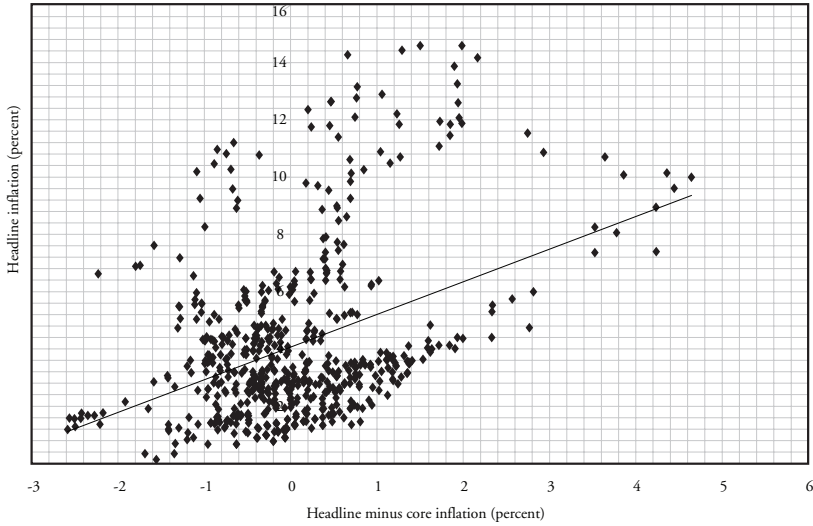
This pattern is clear from Charts 7a, b, c and d, which plot the difference between the headline inflation rate and the core inflation rate on the horizontal axis against the rate of headline inflation on the vertical axis. This is done, in Charts 7a and 7b, for the CPI over, respectively, the 1958-2008 period and the 1987-2008 period. It is repeated in Charts 7c and 7d for the PCE deflator over, respectively, the 1960-2008 and the 1987-2008 periods.

Therefore, when there is a continuing upward movement in the relative price of non-core goods to core goods, core inflation will be a poor predictor of future headline inflation for two reasons. First, even if headline inflation were unchanged and independent of the factors that drive the change in relative prices, core inflation would, for as long as the upward movement in the relative price of non-core goods continued, be systematically below both non-core inflation and headline inflation. Second, for a given path of nominal interest rates, the increase in the relative price of non-core goods will temporarily raise headline inflation above the level it would have been if there had been no increase in the relative price of non-core goods to core goods and services. The implication is that for many years now (starting around the turn of the century), the Fed has missed the boat on the implications of the global increase in the relative price of non-core goods for the usefulness of core inflation as a predictor of future headline inflation. Medium-term inflationary pressures have been systematically higher than the Fed thought they were.

I am not arguing that the Fed has focused on core rather than on headline inflation *because* this permits it to take a more relaxed view of inflationary pressures. My argument is that because the Fed, for whatever reason(s), decided to focus on core rather than on headline inflation, and because for most of this decade there has been a persistent increase in the relative price of non-core goods to core goods and services, the Fed has, for most of this decade, underestimated the underlying inflationary pressures in the US.

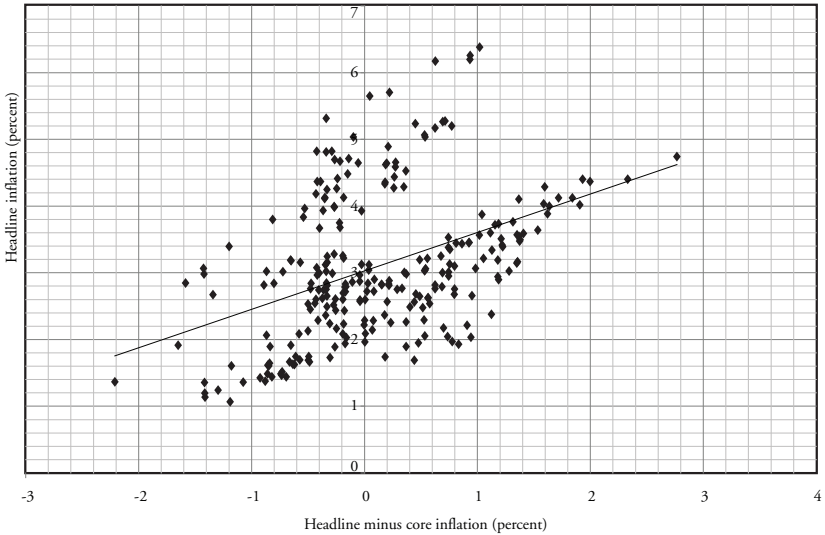
Should the recent upward trend in non-core to core prices go into reverse, the opposite bias would result. With a global economic slowdown in the works, a cyclical decline in real commodity prices is quite likely for the next couple of years or so. Following the end

Chart 7a
US CPI headline inflation vs. headline minus core inflation
1958/01 - 2008/04



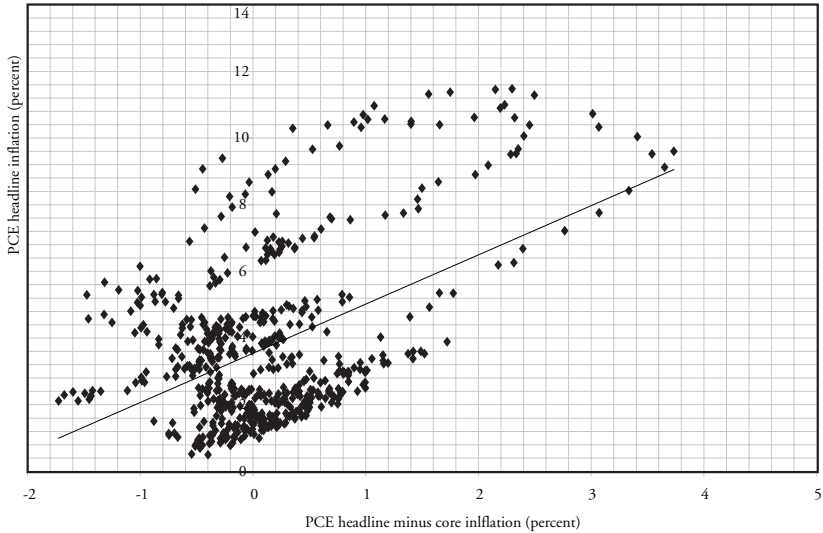
Source: Bureau of Labor Statistics

Chart 7b
US CPI headline inflation vs. headline minus core inflation
1987/01-2008/04



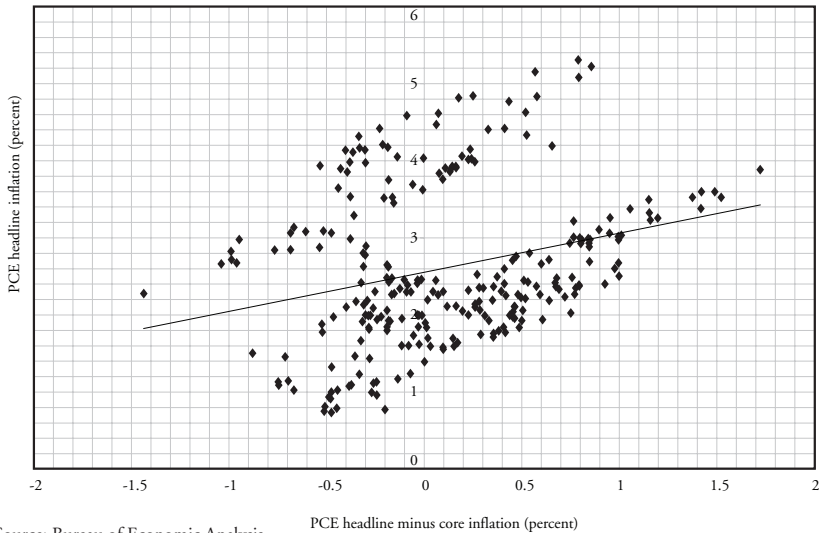
Source: Bureau of Labor Statistics

Chart 7c
US PCE headline inflation vs. headline minus core inflation
1960/01-2008/03



Source: Bureau of Economic Analysis

Chart 7d
US PCE headline inflation vs. headline minus core inflation
1987/01-2008/03



Source: Bureau of Economic Analysis

of this global cyclical correction, however, I expect that a full-speed resumption of commodity-biased demand growth and of core goods and services-biased supply growth in key emerging markets will in all likelihood lead to a further trend increase in the relative price of non-core goods to core goods and services.

The other main lesson from the core inflation debacle is that those engaged in applied statistics should not leave their ears and eyes at home. Specifically, it pays to get up from the keyboard and monitor occasionally to open the window and look out to see whether a structural break might be in the works that is not foreshadowed in any of the sample data at the statistician's disposal. Two-and-a-half billion Chinese and Indian consumers and producers entering the global economy might qualify as an epochal event capable of upsetting established historical statistical regularities.

Finally, a brief remark on the Fed's fondness for the PCE deflator. Communication with the wider public (all those not studying index numbers for a living) is made more complicated when the index in terms of which inflation and price stability are measured bears no obvious relationship to a reasonably intuitive concept like the cost of living. I believe the PCE deflator falls into this obscure category. Furthermore, being a price deflator (current-weighted), the PCE deflator (headline or core) will tend to produce inflation rates lower than the corresponding CPI index (which is base-weighted). Since 01/1987, the difference between the headline CPI and PCE deflator inflation rates has been 0.44 percent at an annual rate. The difference between the core CPI and PCE deflator inflation rates has been 0.45 percent. Over the longer period 01/1960-03/2008 the difference between the headline CPI and PCE inflation rates has been 0.47 percent, that between core CPI and PCE inflation rates 0.55 percent. This further reinforces the inflationary bias of the Fed's procedures.

III.1a(iv) Is the external position of the US sustainable? If not, can it be corrected without a recession?

The argument of this subsection is in two parts. First, the external positions of the US and the UK are unsustainable. Second, it is all but unavoidable that the US and the UK will have to go through prolonged

and/or deep slowdowns in economic activity to achieve sustainable external balances and desirable national saving rates. Attempts to stimulate demand, whether through interest rate cuts or through tax stimuli like the £100 billion fiscal package implemented in the US during the second quarter of 2008, are therefore counterproductive, as they delay a necessary adjustment. The additional employment and growth achieved through such monetary and fiscal stimuli are unsustainable because they make an already unsustainable imbalance worse. If the Fed's real economic activity leg of its dual mandate refers to *sustainable* growth and sustainable employment, the interest rate cut stimuli provided since August 2007 are therefore in conflict with that mandate.

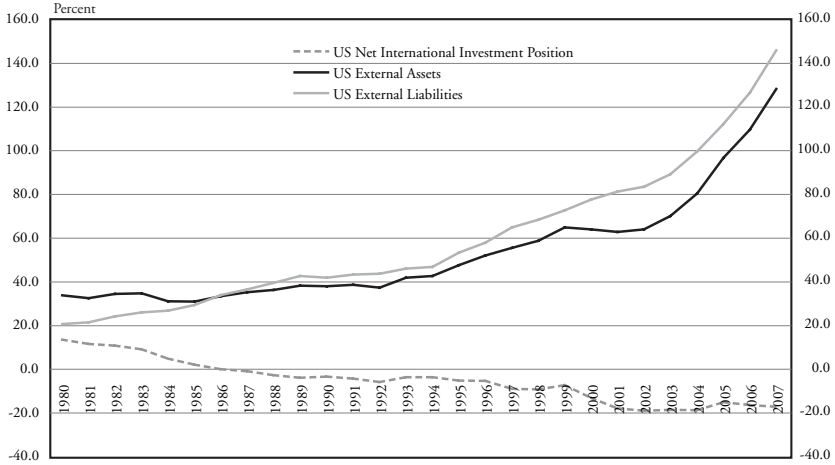
Almost the same conclusion is reached even if one is either not convinced or not bothered by the argument that the external position of the US economy is unsustainable. It is possible to reach pretty much the same conclusion as long as one subscribes to the argument that the US national saving rate is dangerously low for purely domestic reasons (providing for the comfortable retirement of an ageing population), and needs to be raised materially. Policies or shocks that raise the US national saving rate are highly unlikely to produce a matching increase in the US domestic investment rate, given the growing array of more profitable investment opportunities abroad, especially in emerging markets.

The unsustainability of the US and UK external balances

Around the middle of 2007, when the financial crisis started, the US had an external primary deficit of about six percent of GDP (see Chart 8b).²⁶ The US is also a net external debtor (see Chart 8a). Its net international investment position is not easily or accurately marked to market, but something close to a negative 20 percent of GDP is probably a reasonable estimate.

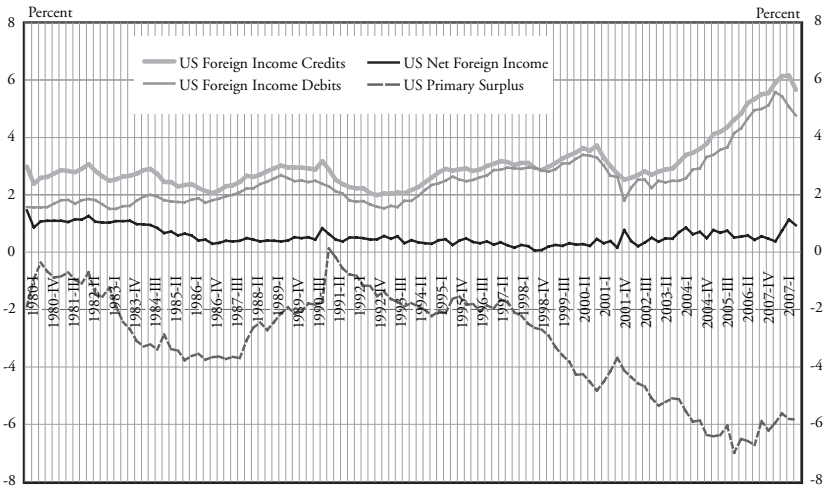
Let f_t be the ratio of end-of-period t net external liabilities as a share of period t GDP, r_t the real rate of return paid during period t on the beginning-of-period net foreign investment position, g_t the growth rate of real GDP between periods $t-1$ and t and x_t the external primary balance as a share of GDP. It follows that:

Chart 8a
US external assets and liabilities, 1980-2007
(percent of GDP)



Source: Bureau of Economic Analysis

Chart 8b
US investment income and primary surplus 1980Q1–2007Q1
(percent of GDP)



Source: Bureau of Economic Analysis

$$f_t \equiv \left(\frac{1+r_t}{1+g_t} \right) f_{t-1} - x_t \quad (19)$$

The primary surplus that keeps constant net foreign liabilities as a share of GDP, \bar{x}_t , is given by:

$$\bar{x}_t = \left(\frac{r_t - g_t}{1 + g_t} \right) f_{t-1}.$$

I assume that the long-run growth rate of the net external liabilities is less than the long-run rate of return on the net external liabilities or, equivalently, that the present discounted value of the net external liabilities is non-positive in the long run (the usual national solvency constraint). The nation's intertemporal budget constraint then becomes the requirement that the existing net external liabilities should not exceed the present discounted value of current and future primary external surpluses. This can be written more compactly as follows:

$$\bar{x}_t^p \geq \left(\frac{r_t^p - g_t^p}{1 + g_t^p} \right) f_{t-1} \quad (20)$$

Here \bar{x}_t^p is the *permanent* primary surplus as a share of GDP and r_t^p and g_t^p are the permanent real rate of return paid on the net external liabilities and the permanent growth rate of real GDP respectively. "Permanent" here is used in the sense of permanent income. Its approximate meaning is "expected long-run average" (see Buiter and Grafe, 2004). All I need to make my point is that the US *is* a net external debtor and that the permanent real rate of return paid on US net external liabilities in the future will indeed in the future exceed the permanent growth rate of US real GDP. If this second assumption is not satisfied, the US can engage in external Ponzi finance forever. Possible, but not likely, especially following the ongoing crisis.

Given $r_t^p > g_t^p$ and $f_{t-1} > 0$, it follows that the US will have to generate, henceforth, a permanent external primary surplus: $\bar{x}_t^p > 0$. Unless the US expects to be a permanent net recipient of foreign aid, this means that the US has to run a permanent trade surplus. From the position the US was in immediately prior to the crisis, this means

that a permanent increase in the trade balance surplus as a share of GDP of *at least* six percentage points is required.

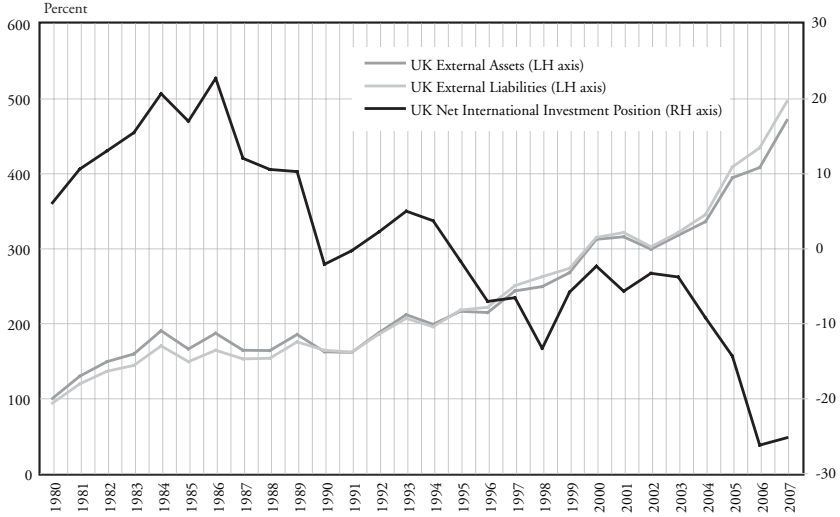
The UK is in a similar position, with a Net International Investment Position of around minus 27 percent of GDP in 2007 and a primary deficit of almost 5 percent of GDP. This can be seen in Charts 9a and 9b. Note that, unlike the US and the euro area, where gross external assets and liabilities are just over 100 percent of annual GDP, in the UK both external assets and external liabilities are close to 500 percent of annual GDP. The characterisation of the UK as a hedge fund is only a mild exaggeration.

The euro area, like the US and the UK, has a small negative Net International Investment Position. Unlike the US and the UK, its primary balance has averaged close to zero since the creation of the euro. Charts 10a and 10b show the behaviour of the external assets, liabilities and investment income for the euro area.

The mid-2007 6 percent of GDP US primary deficit was probably an overstatement of the structural trade deficit, because the US economy was operating above capacity. Since the middle of 2007, the US primary deficit has shrunk to about 5 percent of GDP. With the economy now operating with some excess capacity, this probably understates the structural external deficit. I will assume that the US economy has to achieve at least a five percent of GDP permanent increase in the primary balance to achieve external solvency. The corresponding figure for the UK is probably about at least four percent of GDP. The euro area has been in rough structural balance for a number of years.

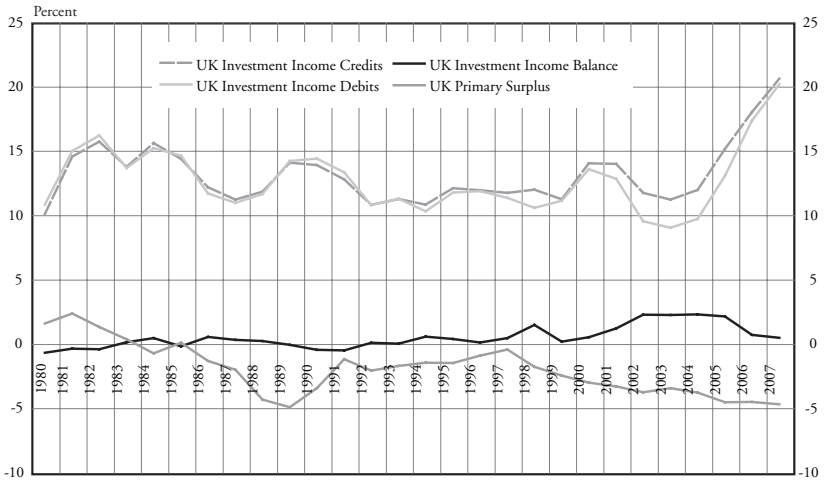
To say that the US needs a permanent 5 percent of GDP reduction in the external primary deficit is to say that the US needs a 5 percent fall in domestic absorption (the sum of private consumption, private investment and government spending on goods and services, or “exhaustive” public spending) relative to GDP. This reduction in domestic absorption is also necessary to support a lasting depreciation of the US real exchange rate (an increase in the relative price of

Chart 9a
UK external assets and liabilities, 1980-2007
(percent of GDP)



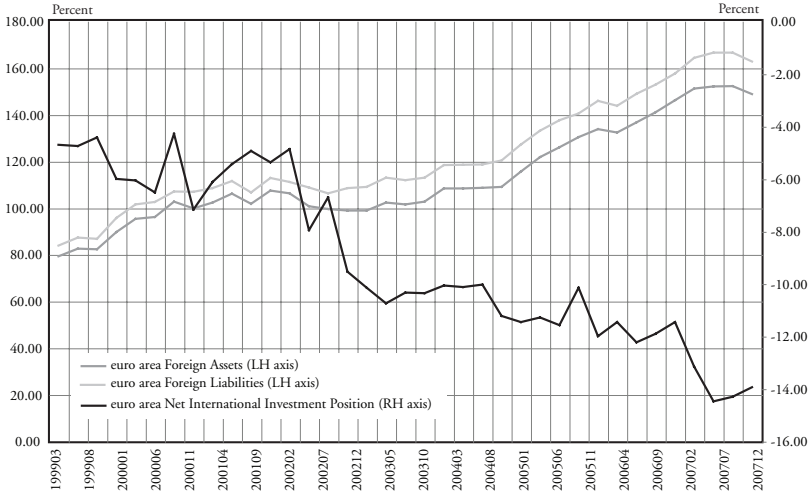
Source: Office of National Statistics

Chart 9b
UK investment income and primary surplus, 1980-2007
(percent of GDP)



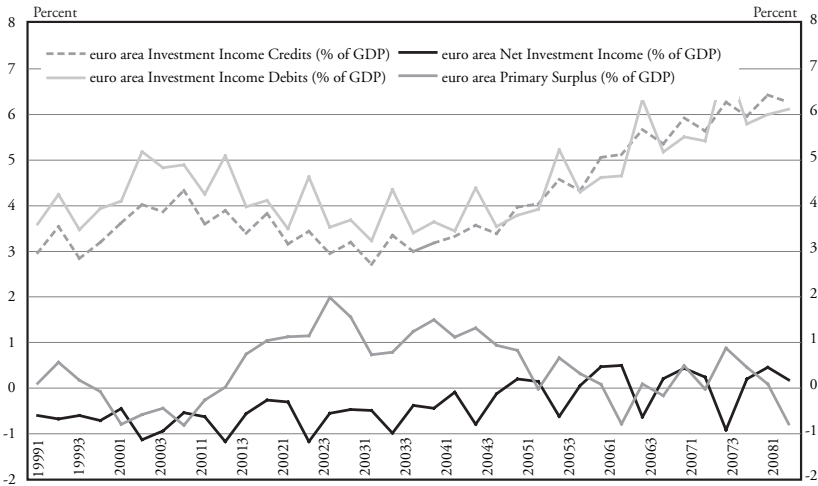
Source: Office of National Statistics

Chart 10a
Euro area external assets and liabilities, 1999Q1–2008Q1
(percent of GDP)



Source: Eurostat and ECB

Chart 10b
Euro area investment income and primary surplus,
1999Q1-2008Q1
(percent of GDP)



Source: Eurostat and ECB

traded to non-traded goods). Such a depreciation of the real exchange rate is an essential part of the mechanism for shifting resources from the non-traded sectors (construction, domestic banking and financial services) to the tradable sectors (manufacturing, tourism, international banking and financial services, and other tradable services).

The end of Ponzi finance for the US and the UK

My view that the US and the UK will have to achieve a large external primary balance correction to maintain external solvency is based on the assumption that, in the future, $r_t^p > g_t^p$, i.e. that permanent Ponzi finance (a growth rate of the debt permanently greater than the interest rate on the debt) will not be possible for the US or the UK.

I am therefore asserting that the future will, in this regard, be quite unlike the past. In the past couple of decades, as is clear from Charts 8b, 9b and 10b, both the US and the UK have been net debtor nations that received a steady stream of net payments from their creditors. As regards the net foreign asset income payments recorded in the balance of payments accounts, it looks therefore as though the US and the UK have not only been able, in the past, to engage in (temporary) Ponzi finance, they appear to have paid an effective negative nominal rate of return on their net external liabilities: Net Foreign Investment Income is positive for the US and the UK (zero for the euro area) even though the Net International Investment Position is negative for all three. If this could be sustained, it would be a form of “über-Ponzi finance.”

The reliability of the data summarized in Charts 8a,b, 9a,b and 10a,b is much debated, and the interpretation of the anomaly of a net debtor getting paid by his creditors is disputed (see e.g. Buiter, 2006; Gourinchas and Rey, 2007; and Hausmann and Sturzenegger, 2007). Part of the reason the US, the UK and (to a lesser extent) the euro area have been able to earn a much higher rate of return on their external assets than the rate of return earned by foreigners on their investments in the US and the UK, is that the US and the UK (Wall Street and the City of London) have, first, been acting as bankers to the world, providing unique liquidity and security for investments made in or channelled through these countries and, second, (may)

have been acting as venture capitalists to the world (Gourinchas and Rey, 2007), earning a much higher return on US FDI abroad than foreigners earned on FDI in the US. I have my doubts about the reliability of the data on which this second mechanism is based, but not on the historical accuracy of the first. It is my belief that the North Atlantic region financial crisis will do great and lasting damage to the ability of the US and the UK to borrow cheaply and invest in assets yielding superior rates of return.

Wall Street and the City of London have traded on the liquidity of their institutions and markets. Their leading banks and other financial institutions have benefited from huge liquidity premia and favourable risk spreads. These spreads reflected in part the perceived security of the investments that Wall Street and the City of London managed for clients or for their proprietary accounts.²⁷ More fundamentally, it reflected global confidence and trust in the absence of malfeasance and gross incompetence. These valuable virtues and talents could be found only among the professionals in the heartland of financial capitalism.

These unique assets, including trust and confidence, have been damaged badly. Key markets and institutions became illiquid and continue to be so. Incompetence, unethical practices and, not infrequently, outright illegal behaviour are now associated in the minds of the global investing community with many of the former giants of global finance in Wall Street and the City of London. That is why I have no serious reservations about assuming that, even for the US and the UK, we will have $r_i^p > g_i^p$ in the future: For the first time in a long time, the external intertemporal budget constraint will bite.

The rest of the world is unlikely to continue to provide the US and UK consumer (private or public) with credit on the terms of the past. The current financial crisis was made in the heartland of financial capitalism—on Wall Street, in the City of London, in Zurich and Frankfurt. It has revealed fundamental flaws in the heart of the financial system of the North Atlantic region. For many investors, the old, lingering suspicion that self-regulation meant no regulation has been confirmed. Those who sold or tried to sell this defective financial system to the rest of the world have been exposed as frauds or fools.

The rest of the world will not see the US (and the US dollar) or the UK (and sterling) or even the euro area and the euro as uniquely safe havens and as providers of uniquely safe and secure financial instruments. Risk premia for lending to the US and the UK are bound to increase significantly, even if there is no US dollar or sterling crisis. The position of New York and London as bankers to the world, and especially to the emerging markets, will be permanently impaired.

How and when to boost the external balance

If a large permanent decline in the ratio of domestic absorption to GDP is necessary, why wait, even if you could? Postponing the necessary adjustment will just raise the magnitude of the permanent correction that is eventually required. Five percentage points of GDP (a likely underestimate of the correction that is required) is already a very large permanent correction. Escalating that number further through inaction or, worse, through actions aimed at boosting consumption demand in the short run, risks destroying the credibility of an eventual adjustment. In addition, the terms of access to external finance can be expected to worsen rapidly for the US and the UK if durable adjustment measures are not implemented soon.

I believe that the required permanent reduction in domestic absorption relative to GDP in the US ought to come mainly through a reduction in private consumption. Public spending on goods and services in the US is already low by international standards. Underfunded public services and substandard infrastructure also support the view that exhaustive public spending should not be cut significantly. US private investment rates are not particularly high, either by historical or by international standards. There is also the need to invest on a large scale in energy security, energy efficiency and other green ventures. While a cyclical weakening of energy prices can be expected, the trend is likely to be upwards. The US is far less energy-efficient in production and consumption than Europe or Japan, and much of the US stocks of productive equipment and consumer durables (including housing) will have to be scrapped or adapted to make them economically viable at the new high real energy prices. US investment rates, private and public, should therefore not fall.

That leaves private consumption as the domestic spending or absorption component to be lowered permanently by at least five percentage points of GDP. The argument that the US will have to go through a protracted and/or deep slowdown to achieve a sustainable external balance is not dependent on whether it is private or public consumption that needs to be cut.

The US national saving rate is astonishingly low, both by international and by historical standards, as is apparent from Table 8. Of the G7 countries, only the UK comes close to saving as little as the US. The belief that saving is unnecessary because capital gains will provide the desired increase in real financial wealth has been undermined by the successive implosions of all recent asset booms/bubbles, including the tech bubble (which burst in late 2000) and the housing bubble (which burst at the end of 2006).

It is logically possible that a country like the US can reduce consumption as a share of GDP by five percentage points or more without this causing a temporary slowdown in economic activity. Asset markets (including the real interest rate and the real exchange rate) could adjust promptly and by the right amount to provide the correct signals for a reallocation of resources from consumption to domestic and foreign investment and from the non-traded to the traded sectors. Prices of goods and services and factor prices could respond promptly to re-enforce these asset market signals. Real resource mobility between the traded and non-traded sectors could be high enough to permit a sizable intersectoral reallocation of labour and capital without the need for periods of idleness or inactivity.

Absent a supply-side miracle, however, I believe that the US economy is too Keynesian in the short run to produce such a seamless and painless change in the composition of domestic production and in source of demand for domestically produced goods and services unless the right enabling macroeconomic policies are implemented. Although most policies and events that raise the national saving rate will result in a temporary decline in effective demand, in slowing or negative growth and in rising unemployment, in principle, the right combination of fiscal tightening and monetary loosening could boost

Table 8
Gross national saving rates for the G7
Percent of nominal GDP

	1990	2000	2001	2002	2003	2004	2005	2006	2007
Canada	17.3	23.6	22.2	21.2	21.4	22.8	23.7	24.3	..
France	20.8	21.6	21.3	19.8	19.1	19.0	18.5	19.1	19.3
Germany	25.3	20.2	19.5	19.4	19.5	21.5	21.8	23.0	25.2
Italy	20.8	20.6	20.9	20.8	19.8	20.3	19.6	19.6	19.7
Japan	33.2	27.5	25.8	25.2	25.4	25.8	26.8	26.6	..
United Kingdom	16.5	15.4	15.6	15.8	15.7	15.9	15.1	14.9	..
United States	15.3	17.7	16.1	13.9	12.9	13.4	13.5	13.7	..

Note: Based on SNA93 or ESA95 except Turkey that reports on SNA68 basis.
Sources: OECD, National accounts of OECD countries database.

the external primary deficit without changing aggregate demand for domestic output.²⁸

Unfortunately, instead of fiscal tightening we have had discretionary fiscal loosening in the US worth about \$150 billion since the crisis began. With these perverse fiscal policies in the US (from the perspective of restoring external balance), the re-orientation of domestic production towards tradables and the switch of global demand towards domestic goods is delayed and will ultimately be made more painful.

It is therefore ironic, and to me incomprehensible, that leading economists who have argued for decades that US households need to save more would, as soon as the US consumer is at long last showing signs of wanting to save more (that is, consume less), propose fiscal and monetary measures aimed at stopping the US consumer from doing what (s)he ought to have been doing all along. Martin Feldstein (2008) is a notable example; Larry Summers (2008) is another. This is a vivid example of St. Augustine's: "*Lord, give me chastity and virtue, but do not give it yet.*" The fall in private consumption growth, and indeed in private consumption, should be welcomed, not fought.

The Chairman of the Fed also appears to have dropped the qualifier “sustainable” from the objectives of growth and employment. Statements by Chairman Bernanke like the following abound: “...*we stand ready to take substantive additional action as needed to support growth and to provide additional insurance against downside risks*” (Bernanke, 2008a). The omission of the word “sustainable” in front of growth is no accident. The Fed has chosen to do all it can to maintain output and employment at the highest possible levels, with no regard to their sustainability.

III.1a(v) **How dangerous to the real economy is financial sector deleveraging?**

Consider the following stylized description of the financial system in the North Atlantic region in the 1920s and 1930s. Banks intermediate between households and non-financial corporations. There is a reasonable-size stock market, a bond market and a foreign exchange market. Banks are the only significant financial institutions—the financial sector is but one layer deep.

When the financial sector is but one layer deep, the collapse of the net worth of financial sector institutions and the contraction of the gross balance sheet of the financial sector can seriously impair the entire intermediation process. The spillovers into the real economy—household spending and investment spending by non-financial corporates—are immediate and direct. This was the picture in the Great Depression of the 1930s. This is the world studied in depth by the current Fed Chairman, Ben Bernanke, but it is not the world we live in today.

Today, the financial sector is many layers deep. Most financial institutions interact mainly with other financial institutions rather than with households or non-financial enterprises. They lend and borrow from each other and invest in each others’ contingent claims. Part of this financial activity is socially productive and efficiency-enhancing. Part of it is privately profitable but socially wasteful churning, driven by regulatory arbitrage and tax efficiency considerations. During periods of financial boom and bubble, useless financial products and pointless financial enterprises proliferate, often achieving enormous

scale. Finance is, after all, trade in promises, and can be scaled almost costlessly, given optimism, confidence, trust and gullibility.

Interestingly, during the most recent leverage boom, many of the non-bank financial businesses that accounted for much of the increase in leverage, chose to hold a non-negligible part of their assets as bank deposits and also borrowed from banks on a sizable scale. So the growth of bank credit to non-bank financial entities and the growth of the broad monetary aggregates tracked the financial, credit and leverage boom quite well. We don't know whether this is a stable structural relationship or just a fragile co-movement between jointly endogenous variables. Still, it suggests that central banks that take their financial stability role seriously should pay attention to the broad monetary aggregates and to the behaviour of bank credit, even if these aggregates are useless in predicting inflation or real economic activity in real time (see e.g. Adalid and Detken, 2007, and Greiber and Setzer, 2007).

The visible sign of this growth of intra-financial sector intermediation/churning is the growth of the gross balance sheets of the financial sector and the growth of leverage, both in the strict sense of, say, assets to equity ratios and in the looser sense of the ratio of gross financial sector assets or liabilities to GDP. During the five years preceding the credit crunch, this financial leverage was rising steadily, without much apparent impact on actual or potential GDP. If it had to be brought back to its 2002 level over, say, a five-year period, it is likely that no one would notice much of an impact on real or potential GDP. The orderly, gradual destruction of "inside" assets and liabilities need not have a material impact on the value of the "outside" assets and on the rest of the real economy.

But financial sector deleveraging and leveraging are not symmetric processes, in the same way that assets price booms and busts are not symmetric. Compared to the deleveraging phase, the increasing leverage phase is gradual. Rapid deleveraging creates positive, dysfunctional feedback between falling funding liquidity, distress sales of assets, low market liquidity, falling asset prices and further tightening of funding liquidity.

At some point, the deleveraging, even though it still involves almost exclusively the destruction of inside assets (and the matching inside liabilities), will impair the ability of the financial sector as a whole to supply finance to financial deficit units in the household sector and the non-financial corporate sector. Among the outside assets whose value collapses is the equity of the banks and other financial intermediaries. Given external (regulatory) and internal prudential lower limits on permissible or desirable capital ratios, these intermediaries are faced with the choice of reducing or suspending dividends, initiating rights issues or restricting lending to new or existing customers. Inevitably, lending is cut back and the financial crunch is transmitted to households and non-financial enterprises. The LLR and MMLR roles of the central bank, backed by the Treasury, are designed to prevent excessively speedy, destructive deleveraging. If it does that, there can be massive gradual deleveraging in the financial sector, without commensurate impact on households and non-financial corporates.

Inside and outside assets

I believe that the Fed has consistently overestimated the effect of the overdue sharp contraction in the size of the financial sector balance sheet on the real economy. Much of this can, I believe, be attributed to a failure to distinguish carefully between inside and outside assets. All financial instruments are inside assets. If an inside asset loses value, there is a matching decline in an inside liability. Both should always be considered together. This has not been common practice.

Just one example. Even before August 9, 2007, Chairman Bernanke provided estimates of the loss the US banking sector was likely to suffer on its holdings of subprime mortgages due to write-downs and write-offs on the underlying mortgages. For instance, on July 20, 2007, in testimony to Congress, Chairman Bernanke stated subprime-related losses could be up to \$100 billion out of a total subprime mortgage stock of around \$2 trillion; there have been a number of higher estimates since then. Not once have I heard a member of the FOMC reflect on the corresponding gain on the balance sheets

of the mortgage borrowers. Mortgages are inside assets/liabilities. So are securities backed by mortgages.

Consider a household that purchases for investment purposes a second home worth \$400,000 with \$100,000 of its own money and a non-recourse mortgage of \$300,000 secured against the property.²⁹ Assume the price of the new home halves as soon as the purchase is completed. With negative equity of \$100,000 the homeowner chooses to default. The mortgage now is worth nothing. The bank forecloses, repossesses the house and sells it for \$200,000, spending \$50,000 in the process.

The loss of net wealth as a result of the price collapse and the subsequent default and repossession is \$250,000: the \$200,000 reduction in the value of the house and the \$50,000 repossession costs (lawyers, bailiffs, etc.) The homeowner loses \$100,000: his original, pre-price collapse equity in the house—the difference between what he paid for the house and the value of the mortgage he took out. The bank loses \$150,000: the sum of the \$100,000 excess of the value of the mortgage over the post-collapse price of the house and the \$50,000 real foreclosure costs. The \$300,000 mortgage is an inside asset—an asset to the bank and a liability to the homeowner-borrower. When it gets wiped out, the borrower gains (by no longer having to service the debt) what the lender loses.

The legal event of default and foreclosure, however, is certainly not neutral. In this case it triggers a repossession procedure that uses up \$50,000 of real resources. This waste of real resources would, however, constitute aggregate demand in a Keynesian-digging-holes-and-filling-them-again sense, a form of private provision of pointless public works.

Continuing the example, how does the redistribution, following the default, of \$100,000 from the bank to the defaulting borrower—the write-off of the excess of the face value of the mortgage over the new low value of the house—affect aggregate demand? There is one transmission channel that suggests it is likely that demand would have been weaker if, following the default, the lender had continued recourse to the borrower (say, through a lien on the borrower's future

income or assets). The homeowner-borrower is likely to have a higher marginal propensity to spend out of current resources than the owners of the bank—residential mortgage borrowers are more likely to be liquidity-constrained than the shareholders of the mortgage lender. This transmission channel has, as far as I can determine, never been mentioned by any FOMC member.

Finally, we have to allow for the effect of the mortgage default on the willingness and ability of the bank to make new loans and to roll over existing loans. Clearly, the write-off or write-down of the mortgage will put pressure on the bank's capital. The bank can respond by reducing its dividends, by issuing additional equity or by curtailing lending. The greatest threat to economic activity undoubtedly comes from curtailing new lending and the refusal to renew maturing loans.

The magnitude of the effect on demand of a cut in bank lending depends on whom the banks are lending to and what the borrower uses the funds for. If the banks are lending to other financial intermediaries that are, directly or indirectly, lending back to our banks, then there can be a graceful contraction of the credit pyramid, a multi-layered deleveraging without much effect on the real economy. If bank A lends \$1 trillion to bank B, which then uses that \$1 trillion to buy bonds issued by bank A, there could be a lot of gross deleveraging without any substantive impact on anything that matters. With a few more near-bank or non-bank intermediaries interposed between banks A and B, such intra-financial sector lending and borrowing (often involving complex structured products) has represented a growing share of bank and financial sector business this past decade.

In our non-Modigliani-Miller world, financial structure matters. We cannot just “net out” inside financial assets and liabilities—they are an essential part of the transmission mechanism. But there also is no excuse for ignoring half of the distributional effects inherent in changing valuations of inside assets and liabilities. If their public statements are anything to go by, the Fed and the FOMC may have systematically overestimated the effects of declining inside financial asset valuations on aggregate demand.

III.1a(vi) Disdain for the monetary aggregates

Monetary targeting for macroeconomic stability died because the velocity of circulation of any monetary aggregate turned out to be unpredictable and unstable. Even so, the decision to cease publishing M3 statistics effective 23 March 2006 was extraordinary. The reason given was: “*M3 does not appear to convey any additional information about economic activity that is not already embodied in the M2 aggregate. The role of M3 in the policy process has diminished greatly over time. Consequently, the costs of collecting the data and publishing M3 now appear to outweigh the benefits.*”

Information is probably the purest of all pure public goods. The cost-benefit analysis argument against its continued publication, free of charge to the ultimate user, by a public entity like the Fed, is completely unconvincing. Broad monetary aggregates, including M3 and their counterparts on the asset side of the banking sector’s balance sheet are in any case informative for those interested in banking sector leverage and other financial stability issues, including asset market booms and bubbles (see e.g. Ferguson, 2005; Adalid and Detken, 2007; and Greiber and Setzer, 2007). The decision to discontinue the collection and publication of M3 data supports the view that the Fed took its eye off the credit boom ball just as it was assuming epic proportions.

The decision to discontinue publication of the M3 series also smacks of intellectual hubris; effectively, the Fed is saying: We don’t find these data useful. Therefore *you* shall not have them free of charge any longer.

III.1b *The world imports inflation*

All three central banks have tried to absolve themselves of blame for the recent bouts of inflation in their jurisdictions by attributing much or most of it to factors beyond their control—global relative price shocks, global supply shocks, global inflation or global commodity price inflation. A prominent use of this fig-leaf can be found in the open letter to the Chancellor of the Exchequer by Mervyn King, Governor of the BoE, in May 2008.³⁰ The gist of the Governor’s analysis was: it’s all global commodity prices—something beyond our control.

I will quote him at length, so there is no risk of distortion:

“Inflation has risen sharply this year, from 2.1% in December to 3.3% in May. That rise can be accounted for by large and, until recently, unanticipated increases in the prices of food, fuel, gas and electricity. These components alone account for 1.1 percentage points of the 1.2 percentage points increase in the CPI inflation rate since last December. Those sharp price changes reflect developments in the global balance of demand and supply for foods and energy. In the year to May:

- *world agricultural prices increased by 60% and UK retail food prices by 8%.*
- *oil prices rose by more than 80% to average \$123 a barrel and UK retail fuel prices increased by 20%*
- *wholesale gas prices increased by 160% and UK household electricity and gas bills by around 10%*

The global nature of these price changes is evident in inflation rates not only in the UK but also overseas, although the timing of their impact on consumer prices differs across countries. In May, HICP inflation in the euro area was 3.7% and US CPI inflation was 4.2%.”

Later on in the open letter the Governor amplifies the argument that this increase in inflation has nothing to do with the BoE:

“There are good reasons to expect the period of above-target inflation we are experiencing now to be temporary. We are seeing a change in commodity, energy and import prices relative to the prices of other goods and services. Although this clearly raises the price level, it is not the same as continuing inflation. There is not a generalised rise in prices and wages caused by rapid growth in the amount of money spent in the economy. In contrast to past episodes of rising inflation, money spending is increasing at a normal rate. In the year to 2008 Q1, it rose by 5½%, in line with the average rate of increase since 1997—a period in which inflation has been low and stable. Moreover, in recent months the growth rate of the broad money supply has eased and credit conditions have tightened. This will restrain the growth of money spending in the future.” (emphasis in the original).

Very similar statements have been made by President Jean-Claude Trichet of the ECB and Chairman Ben Bernanke. Here is a quote from the August 7, 2008 Introductory statement before the press conference by President Trichet:

“...Annual HICP inflation has remained considerably above the level consistent with price stability since last autumn, reaching 4.0% in June 2008 and, according to Eurostat’s flash estimate, 4.1% in July. This worrying level of inflation rates results largely from both direct and indirect effects of past sharp increases in energy and food prices at the global level” (Trichet, 2008).

Ditto for Chairman Bernanke (2008):

“Inflation has remained high, largely reflecting sharp increases in the prices of globally traded commodities.”

And, in the same speech:

“Rapidly rising prices for globally traded commodities have been the major source of the relatively high rates of inflation we have experienced in recent years, underscoring the importance for policy of both forecasting commodity price changes and understanding the factors that drive those changes.”

This analysis makes no sense. Except at high frequencies, headline inflation can be effectively targeted and controlled by the monetary authority and is therefore the responsibility of the monetary authority. Supply shocks or demand shocks make the volatility of actual headline inflation around the target higher, but should not create a bias. The only obvious caveat is that the economy in question have a floating effective exchange rate. This is the case for the UK and the euro area. The US is hampered somewhat in its monetary autonomy by the fact that the Gulf Cooperation Council members and some other countries continue to peg to the US dollar, and by the fact that the exchange rate with the US dollar of the Chinese Yuan continues to be managed in a rather unhelpful manner by the Chinese authorities. Although the Yuan appreciated vis-à-vis the US dollar by more than 10 percent in 2007 and by more than 7 percent so far this year, it is clearly not a market-determined exchange rate.

If we add together the statements by the world's central bank heads (from the industrial countries, from the commodity-importing emerging markets and from the commodity exporting emerging markets) on the origins of their countries' inflation during the past couple of years, we must conclude that interplanetary trade is now a fact: The world is importing inflation from somewhere else (Wolf, 2008).

Consider the following stylised view of the inflation process in an open economy. The consumer price level, as measured by the CPI, say, is a weighted average of a price index for core goods and services and a price index for non-core goods. Core goods and services have sticky prices—these are the prices that account for Keynesian nominal rigidities (money wages and prices that are inflexible in the short run) and make monetary policy interesting. Non-core goods are commodities traded in technically efficient auction markets. It includes oil, gas and coal, metals and agricultural commodities, both those that are used for food production and those that provide raw materials for industrial processing, including bio fuels. The prices of non-core goods are flexible.

I will treat the long-run equilibrium relative price of core and non-core goods and services as determined by the rest of the world. In the short run, nominal rigidities can, however, drive the domestic relative price away from the global relative price.

I also make domestic potential output of core goods and services a decreasing function of the relative price of non-core goods to that of core goods and services. The effect of an increase in real commodity prices on productive potential in the industrial countries is empirically well-established. A recent study by the OECD (2008) suggests that the steady-state effect of a \$120 per barrel oil price could be to lower the steady-state path of US potential output by about four percentage points, and that of the euro area by about half that (reflecting the lower euro area energy-intensity of GDP).³¹ The short-and medium-term effect on the growth rate of potential output in the US of the real energy price increase would be about 0.2 percent per annum, and half that in the euro area. Negative effects on potential output of the higher cost of capital since the summer of 2007 could magnify the negative potential growth rate effects, according to the

OECD study, to minus 0.3 percent per annum for both the US and the euro area.

I also treat the world (foreign currency) price of non-core goods as exogenous. It simplifies the analysis, but is not necessary for the conclusions, if we assume that the country produces only core goods and services and imports all non-core goods. Non-core goods are both consumed directly and used as imported raw materials and intermediate inputs in the production of core goods and services. The weight of non-core goods in the CPI, which I will denote μ , represents both the direct weight of non-core goods in the consumption basket and the indirect influence of core goods prices as a variable cost component in the production of core goods and services. I haven't seen any up-to-date input-output matrices for the US, the euro area and the UK, so I will have to punt on μ . For illustrative purposes, assume that $\mu = 0.25$ for the UK, 0.10 for the US and 0.15 for the euro area.

The inflation rate is the proportional rate of change of the CPI. If π is the CPI inflation rate, π^c the core inflation rate and π^n the non-core inflation rate, then:

$$\pi = (1 - \mu) \pi^c + \mu \pi^n \quad (21)$$

The inflation rate of non-core goods measured in domestic currency prices is the sum of the world rate of inflation of non-core goods π^f and the proportional rate of depreciation of the currency's nominal exchange rate, ϵ . That is,

$$\pi^n = \pi^f + \epsilon \quad (22)$$

By assumption, the central bank has no influence on the world rate of inflation of non-core goods, π^f . The same cannot be said, however, for the value of the nominal exchange rate. High global inflation need not be imported if the currency is permitted to appreciate. In the UK, between end of the summer of 2007 and the time of Governor King's open letter in May 2008, sterling's effective exchange rate depreciated by 12 percent, reinforcing rather than offsetting the domestic inflationary effect of global price increases. The heads of our three central banks appear to treat the nominal exchange rate as exogenous—independent of monetary policy.³²

The values of μ are probably quite reasonable, but the one-for-one instantaneous *structural* pass-through assumed in equation (22) for exchange rate depreciation on the domestic currency prices of non-core goods is somewhat over the top, at any rate in the short run. But it is a reasonable benchmark for medium- and long-term analysis. In the short run, one can, for descriptive realism, add a little distributed lag or error-correction mechanism to (22), reflecting pricing-to-market behaviour etc.

Core inflation, which can be identified with domestically generated inflation in the simplest version of this approach, depends on such things as the inflation rate of unit labour costs and of unit rental costs plus the growth rate of the mark-up. For simplicity, I will assume that core inflation depends on the domestic output gap, $y_t - \hat{y}_t$, on expected future headline inflation, $E_t \pi_{t+1}$ and on past core inflation, so core inflation is driven by the following process:

$$\pi_t^c = \gamma(y_t - \hat{y}_t) + \beta E_t \pi_{t+1} + (1 - \beta)\pi_{t-1}^c \quad (23)$$

$$\gamma > 0, 0 < \beta \leq 1$$

Monetary policy influences core inflation through two channels: by raising interest rates and expectations of future policy rates, it can lower output and thus the output gap. And if past, current and anticipated future actions influence expectations of future CPI inflation, that too will reduce inflation today, through the (headline) expectations channel.

It is true that an increase in the relative price of non-core goods to core goods and services means, given a sticky nominal price of core goods and services, an increase in the general price level but not, in and of itself, ongoing inflation. That is arithmetic. With the domestic currency price of core goods and services given in the short run, the only way to have an increase in the relative price of non-core goods is to have an increase in the domestic currency price of non-core goods. The level of the CPI therefore increases. This one-off increase in the general price level will show up in real time as a temporary increase in CPI inflation. If there is a sequence of such relative price increases, there will be a sequence of such temporary increases in CPI inflation, which will rather look like, but is not, ongoing inflation.

Of course, as time passes even sticky Keynesian prices become unstuck. The nominal price of core goods and services can and does adjust. It can even adjust in a downward direction, as the spectacular declines in IT-related product prices illustrate on a daily basis. Whether the medium-term and longer-term increase in the relative price of non-core goods and services will continue to be reflected in a higher future path for the CPI, an unchanged CPI path or even an ultimately lower CPI path, is determined by domestic monetary policy.

Furthermore, an increase in the relative price of non-core goods to core goods and services does more than cause a one-off increase in the price level. As argued above, and as supported by many empirical studies, including the recent OECD (2008) study cited above, it reduces potential output or productive capacity by making an input that is complementary with labour and capital more expensive.³³ Letting $\frac{p^n}{p^c}$ denote the relative price of non-core and core goods, I write this as:

$$\hat{y}_t = \bar{y}_t - \eta \frac{p_t^n}{p_t^c} \quad (24)$$

$$\eta > 0$$

In addition, if labour supply is responsive to the real consumption wage, then the adverse change in the terms of trade that is the other side of the increase in the relative price of non-core goods to core goods and services will reduce the full-employment supply of labour, and this too will reduce productive capacity. Thus, unless actual output (aggregate demand) falls by more than potential output as a result of the adverse terms of trade change, the output gap will increase and the increase in the relative price of non-core goods will raise domestic inflationary pressures for core goods and services.

Clearly, the adverse terms of trade change will lower the real value of consumption demand, measured in terms of the consumption basket, if claims on domestic GDP (capital and labour income) are owned mainly by domestic consumers. It lowers the purchasing power of domestic output over the domestic consumption bundle. Real income measured in consumer goods falls, so real consumption

measured in consumer goods should fall. But even if the increase in the relative price of non-core goods is expected to be permanent, real consumption measured in terms of the consumption bundle is unlikely to fall by a greater percentage than the decline in the real consumption value of domestic production. With homothetic preferences, a permanent deterioration in the terms of trade will not change consumption measured in terms of GDP units. If the period utility function is Cobb-Douglas between domestic output and imports, the adverse terms of trade shock lowers potential output but does not reduce domestic consumption demand for domestic output.

Unless the sum of investment demand for domestic output, public spending on domestic output and export demand falls in terms of domestic output, aggregate demand (actual GDP) will not fall. The output gap therefore increases as a result of an increase in the relative price of non-core goods to goods and services. Domestic inflationary pressures rise. Interest rates have to rise to achieve the same inflation trajectory. This inflationary impact of the increase in the relative price of commodities appears to be ignored by the Governor, the President and the Chairman.

III.1c False comfort from limited “pass-through” of inflation expectations into earnings growth?

Both the Fed and the BoE (less so the ECB) take comfort from the fact that earnings growth has remained moderate despite the increase in inflation expectations, based on both break-even inflation calculations (or the inflation swap markets) and on survey-based expectations. For instance, in the exchange of letters between the Governor of the BoE and the Chancellor in May 2008, it was noted by the Chancellor that, although median inflation expectations for the coming year had risen to 4.3 percent in the Bank’s own survey, earnings growth (including bonuses) is running at only 3.9 percent.

However, this observation does not mean that inflation expectations are not translated, *ceteris paribus*, one-for-one into higher wage settlements or into higher actual inflation. Time series analysis (earnings growth is not rising) is not the same as counterfactual analysis

(earnings growth would have been the same if inflation expectations had not risen).

It is certainly possible that the global processes that have depressed the share of labour income in GDP in most industrial countries during the past 10 years (labour-saving technical change, China and India entering the global markets as producers of goods and services that are frequently competitive with those produced by the labour force in the advanced industrial countries, increased cross-border labour mobility, legal constraints weakening labour unions etc.) have not yet run their course and that labour's share will continue to decline. Arithmetically, a decrease in labour's share in GDP is an increase in the mark-up of the GDP deflator on unit labour costs. So if an increase in the expected rate of (consumer price) inflation coincided with a reduction in labour's share of GDP because of structural factors (and if no other determinant of earnings growth changed), unit labour cost growth could well rise (in a time-series sense) by less than the increase in expected inflation or might even decline. The price inflation process (on the GDP deflator definition) would, however, include the growth rate of the mark-up on unit labour costs, and would show the full impact of the increase in expected inflation (even in a time-series sense).

Clearly, the GDP deflator is not quite the same as the core price index, but qualitatively, the point remains valid, that a declining equilibrium share of labour will be offset, in the price inflation process, by a rising equilibrium mark-up on unit labour cost and that this can distort the interpretation of simple correlations between inflation expectations and earnings growth.

III.2 Financial stability: LLR, MMLR and Quasi-fiscal actions

III.2a The Fed

The Fed, as soon as the crisis hit, injected liquidity into the markets at maturities from overnight to three-months. The amounts injected

were somewhere between those of the BoE (allowing for differences in the size of the US and UK economies) and those of the ECB.

III.2a(i) Extending the maturity of discount window loans

On August 17, 2007 the Fed extended the maturity of loans at the discount window from overnight to up to one month. On March 16, 2008, it further extended the maximum term for discount window lending to 90 days. These were helpful measures, permitting the provision of liquidity at the maturities it was actually needed.

III.2a(ii) The TAF

On December 12, 2007, the Fed announced the creation of a temporary term auction facility (TAF). This allows a depository institution to place a bid for a one-month advance from its local Federal Reserve Bank at an interest rate that is determined as the result of an auction. The TAF allows the Fed to inject term funds through a broader range of counterparties and against a broader range of collateral than open market operations. When the normal open market operations counterparties are hoarding funds, and the unsecured interbank market is not disseminating liquidity provisions efficiently throughout the banking sector, this facility is clearly helpful.

III.2a(iii) International currency swaps

Also on December 12, the Fed announced swap lines with the European Central Bank and the Swiss National Bank of \$20 billion and \$4 billion, respectively. On March 11, 2008, these swap lines were increased to \$30 billion and \$6 billion, respectively. This, I have suggested earlier, represents either the confusion of motion with action or an unwarranted subsidy to the private banks able to gain access to this foreign exchange rather than having to acquire it more expensively through the private swap markets. Banks in the euro area and Switzerland were not liquid in euros/Swiss francs but short of US dollars because the foreign exchange markets had become illiquid. These banks were short of liquidity—full stop—that is, short of liquidity in any currency.

This is unlike the case of Iceland, where the Central Bank on May 16, 2008, arranged swaps for euros with the three Scandinavian central banks. Since the Icelandic banking system is very large relative to the size of the economy and has much of its balance sheet (including a large amount of short-term liabilities) denominated in foreign currencies rather than in Icelandic kroner, the effective performance of the LLR and MMLR functions requires the central bank to have access to foreign currency liquidity. With no one interested in being long Icelandic kroner, the swap facilities are an essential line of defence for the Icelandic LLR/MMLR.

III.2a(iv) The TSLF

On March 11, 2008, the Fed announced that it would expand its existing overnight securities lending program for primary dealers by creating a Term Securities Lending Facility (TSLF). Under the TSLF, the Fed will lend up to \$200 billion of Treasury securities held by the System Open Market Account to primary dealers secured for a term of 28 days by a pledge of other collateral. The Facility was extended beyond the 2008 year-end in July 2008, and the maturity of the loans was increased to three months. The first TSLF auction took place on March 27, with \$75 billion offered for a term of 28 days, too late to be helpful to Bear Stearns, for which the Fed had to provide extraordinary LLR support on March 14. The price is set through a single-price auction.³⁴

The range of collateral is quite wide: all Schedule 2 collateral plus agency collateralized-mortgage obligations (CMOs) and AAA/Aaa-rated commercial mortgage-backed securities (CMBS), in addition to the AAA/Aaa-rated private-label residential mortgage—backed securities (RMBS) and OMO-eligible collateral.³⁵ Until the creation of the Primary Dealer Credit Facility (PDCF, see below) the Fed could not lend cash directly to primary dealers. Instead it lends highly liquid Treasury bills which the primary dealers then can convert into cash. This facility extends both the term of the loans from the Fed to primary dealers and the range of eligible collateral. In principle this is a useful arrangement for addressing a liquidity crisis. The design, however, has one huge flaw.

An extraordinary feature of the arrangement is that the collateral offered by a primary dealer is valued by the clearing bank acting as agent for the primary dealer.³⁶ Apparently this is a standard feature of the dealings between the Fed and the primary dealers. Primary dealers cannot access the Fed directly, but do so through a clearing bank—their dealer. As long as the clearing bank which acts as agent for the primary dealer in the transaction is willing to price the security (say, by using an internal model), the Fed will accept it as collateral at that price. The usual haircuts, etc., will, of course, be applied to these valuations.

This arrangement is far too cosy for the primary dealer and its clearer. The incentive for collusion between the primary dealer and the clearer, to offer pig's ear collateral but value it as silk purse collateral, will be hard to resist. This invites adverse selection: The Fed is likely to find itself with overpriced, substandard collateral. Offering access to this adverse selection mechanism today creates moral hazard in the future. It does so by creating incentives for future reckless lending and investment by primary dealers aware of these future opportunities for dumping bad investments on the Fed as good collateral through the TSLF. More recently, the Fed extended the TSLF through the addition of a Term Securities Lending Facility Options Program (TOP). This rather looks to me like gilding the lily.

III.2a(v) The PDCF

On March 16, 2008, the Primary Dealer Credit Facility (PDCF) was established, for a minimum period of six months. This again was too late to be helpful in addressing the Bear Stearns crisis. Primary dealers of the Federal Reserve Bank of New York are eligible to participate in the PDCF via their clearing banks. It is an overnight loan facility that provides funding to primary dealers in exchange for a specified range of eligible collateral, including all collateral eligible for tri-party repurchase agreements arranged by the Federal Reserve Bank of New York (that is, all collateral eligible for pledge in open market operations), as well as all investment-grade corporate securities, municipal securities, mortgage-backed securities and asset-backed securities for which a price is available from the primary

dealer's clearing bank. The rate charged is the one at the primary discount window to depository institutions for overnight liquidity, currently 25 bps over the federal funds target rate.

This facility effectively extends overnight borrowing at the Fed's primary discount window to primary dealers, at the standard primary discount window rate. Note again the extraordinary valuation mechanism put in place for securities offered as collateral: "*The pledged collateral will be valued by the clearing banks based on a range of pricing services.*"³⁷ This is the same "adverse-selection-today-leading-to-moral-hazard-tomorrow-machine" created by the Fed with the TSLF.

III.2a(vi) Bear Stearns

On March 14, 2008, the Fed agreed to lend US\$29 billion to Bear Stearns through JPMorgan Chase (on a non-recourse basis). Bear Stearns is an investment bank and a primary dealer. It was not regulated by the Fed (which only regulates depository institutions) but by the SEC. Bear Stearns was deemed too systemically important (probably by being too interconnected rather than too big) to fail.

It is not clear why Bear Stearns could not have borrowed at the regular Fed primary discount window. It is true that investment banks had not done so since the Great Depression, but it would have been quite consistent with the Fed's legislative mandate. The Federal Reserve Act (1913) allows the Federal Reserve to lend, in a crisis, to just about any institution, organisation or individual, and against any collateral the Fed deems fit (see also Small and Clouse, 2004).

Specifically, if the Board of Governors of the Federal Reserve System determine that there are "*unusual and exigent circumstances*" and at least five (out of seven) governors vote to authorize lending under Section 13(3) of the Federal Reserve Act, the Federal Reserve can discount for individuals, partnerships and corporations (IPCs) "*notes, drafts and bills of exchange indorsed or otherwise secured to the satisfaction of the Federal Reserve bank...*"

The combination of the restriction of "unusual and exigent circumstances" and the further restriction that the Federal Reserve can discount only to IPCs "unable to secure adequate credit accommo-

dations from other banking institutions,” fits the description of a credit crunch/liquidity crisis like a glove. So why did the Fed not determine before March 14 that there were “unusual and exigent circumstances” that would have allowed Bear Stearns direct access to the discount window?

It is also a mystery why a *special resolution regime* analogous to that administered by the FDIC for insured depositary institutions (discussed in Section II.3a) did not exist for Bear Stearns. The experience of LTCM in 1998 should have made it clear to the Fed that there were institutions other than deposit-taking banks that might be too systemically significant to fail, precisely because, like Bear Stearns, their death throes might, through last-throw-of-the-dice asset liquidations, cause illiquid asset prices to collapse and set in motion a dangerous chain reaction of cumulative market illiquidity and funding illiquidity. An SRR could have ring-fenced the balance sheet of Bear Stearns and permitted the analogue of *Prompt Corrective Action* to be implemented. The entire top management could have been fired without any golden handshakes. If necessary, regulatory insolvency could have been declared for Bear Stearns. The shareholders would have lost their voting power and would have had to take their place in line, behind all other claimants. Outright nationalisation of Bear Stearns could have created a better alignment of incentives that was actually achieved, although a drawback of nationalisation would have been that all creditors of Bear Stearns would have been made whole.

Instead we have a \$10 per share payment for the shareholders, what looks like a sweetheart deal for JPMorgan Chase, and a \$29 billion exposure for the US taxpayer to an SPV in Delaware, which has \$30 billion of Bear Stearns’ most toxic assets on its balance sheet. Only \$1 billion of JPMorgan Chase money stands between losses on the assets and the \$29 billion “loan with equity upside” provided by the Fed.

III.2a(vii) **Bear Stearns’ bailout as an example of confusing the LLR and MMLR functions**

The rescue of Bear Stearns represents the confusion of the lender-of-last-resort role of the traditional central bank and the market-maker-of-last-resort role of the modern central bank. Bear

Stearns was an investment bank. No investment bank is systemically important in the sense that no investment bank performs tasks that cannot be performed readily and with comparable effectiveness by other institutions. Even the primary dealer and broker roles of Bear Stearns could have been taken over promptly by the other primary dealers and brokers.

Bear Stearns was rescued because it was “too interconnected to fail.” It was feared that, in a last desperate attempt to stave off insolvency, Bear Stearns would have unloaded large quantities of illiquid securities in dysfunctional, illiquid securities markets. This would have caused a further dramatic decline in the market prices of these securities. With mark-to-market accounting and through margin calls linked to these valuations, further sales of illiquid securities by distressed financial institutions would have been triggered. The losses associated with these “panic sales” would have reduced the capital of other financial institutions, requiring them to cut or eliminate dividends, raise new capital, cut new lending or reduce their investments. A vicious cycle could have been triggered of forced sales into illiquid markets triggering funding liquidity problems elsewhere, necessitating further liquidations of illiquid asset holdings.

This chain of events is possible and may even have been plausible at the time. The solution, however, is to truncate the vicious downward spiral of market illiquidity and funding illiquidity right at the point where Bear Stearns was distress-selling its illiquid assets. By acting as MMLR—either by buying these securities outright or by accepting them as collateral at facilities like the TAF (extended to include investment banks as eligible counterparties), the TSLF or the PDCF—the central bank could have put a floor under the prices of these securities and would thus have prevented a vicious downward spiral of market and funding illiquidity. Whether Bear Stearns would have been able to survive with the valuations of their assets realised at these TAF-, TSLF- or PDCF-type facilities, would no longer have been systemically relevant.

The arrangements for acting as MMLR for investment banks did not, unfortunately, exist when Bear Stearns collapsed. Now that they do, they should be kept alive, on a stand-by or as-needed basis.

They may have to be expanded to include other highly leveraged financial institutions that are too interconnected to fail. As *quid pro quo*, all institutions eligible for MMLR (and/or LLR) support should be subject to common regulatory requirements, including a common special resolution regime. Combined with a proper punitive pricing of securities offered for outright purchase or as collateral, moral hazard will be minimized.

III.2a(viii) Fannie and Freddie

On Sunday, July 13, 2008, the Fed, in a coordinated action with the Treasury, announced that it would provide the two GSEs, Fannie Mae and Freddie Mac, with access to the discount window on the same terms as commercial banks. The announcement was not very informative as regards the exact conditions of access:

“The Board of Governors of the Federal Reserve System announced Sunday that it has granted the Federal Reserve Bank of New York the authority to lend to Fannie Mae and Freddie Mac should such lending prove necessary. Any lending would be at the primary credit rate and collateralized by U.S. government and federal agency securities.”

It isn't clear from this whether the two GSEs have access only to overnight collateral (at a rate 25 basis points over the federal funds target rate) or are able to obtain loans of up to 3-month maturity, as commercial banks can.

As long as the collateral the Fed accepts from Fannie and Freddie consists of US government and federal agency securities only, the expansion of the set of eligible discount window counterparties to include Fannie and Freddie does not represent a material quasi-fiscal abuse of the Fed. If at some future date the maturity of the loans extended to Fannie and Freddie at the discount window were to be longer than overnight, and if lower quality collateral were to be accepted and not priced appropriately, Fannie's and Freddie's access to the discount window could become a conduit for quasi-fiscal subsidies.

This is not, I believe, an idle concern. The Fed's opening of the discount window to the two GSEs was announced at the same time as some potentially very large-scale contingent quasi-fiscal commit-

ments by the Treasury to these organisations, including debt guarantees and the possibility of additional equity injections. There also is the worrying matter that, even though Fannie and Freddie now have access to the discount window, there is no special resolution regime for the two GSEs to constrain the incentives for excessive risk taking created by access to the discount window.

III.2a(ix) Lowering the discount window penalty

In Section III.1, I listed the lowering (in two steps) of the discount rate penalty from 100 to 25 basis points as a stabilisation policy measure, although it is unlikely to have had more than a negligible effect, except possibly as “mood music”: it represents the marginal cost of external finance only for a negligible set of financial institutions.

The discount rate penalty reductions should, however, be included in the financial stability section as an essentially quasi-fiscal measure. On August 17, 2007, there were no US financial institutions for whom the difference between able to borrow at the discount rate at 5.75 percent rather than at 6.25 percent represented the difference between survival and insolvency; neither would it make a material difference to banks considering retrenchment in their lending activity to the real economy or to other financial institutions. This reduction in the discount window penalty margin was of interest only to institutions already willing and able to borrow at the discount window (because they had the kind of collateral normally expected there). It was an infra-marginal subsidy to such banks—a straight transfer to their shareholders from the US taxpayers. It also will have boosted moral hazard to a limited degree by lowering the penalty for future illiquidity.

III.2a(x) Interest on reserves

Reserves held by commercial banks with the Fed are currently non-remunerated. As I pointed out in Section II.5, this hampers the Fed in keeping the effective federal funds rate close to the federal funds target. Commercial banks have little incentive to hold excess reserves with the central bank. If there is excess liquidity in the overnight interbank market, banks will try to lend it out overnight at any

positive rate rather than holding it at a zero overnight rate as excess reserves with the Fed. Clearly it makes sense for interest to be paid on excess reserves at an overnight rate equal to the federal funds target rate. Under existing legislation, the Fed will have the authority to pay interest on reserves starting in October 2011. The Fed has asked Congress for this date to be brought forward.

The proposal clearly makes sense, but if interest at the federal funds target rate is paid on both required and excess reserves, the proposed policy change represents a quasi-fiscal tax cut benefiting the shareholders of the banks. In a first-best world, the Fed would not collect quasi-fiscal taxes through unremunerated reserves. However, to correct this problem now, as a one-off, would look like a further reward to the banks for past imprudent behaviour and would also be distributionally unfair. The Fed should insist that interest be paid only on excess reserves held by the commercial banks, with zero interest on required reserves. Once the dust has settled, the question of the appropriate way to tax the commercial banks and fund the Fed can be addressed at leisure.

III.2a(xi) Limiting the damage of the current crisis versus worsening the prospects for the next crisis

There can be little doubt that the Fed has done many things right as regards dealing with the immediate liquidity crisis. First, it used its existing facilities to accommodate the increased demand for liquidity. It extended the maturity of its discount window loans. It widened the range of collateral it would accept in repos and at the discount window. It created additional term facilities for existing counterparties through the TAF. It increased the range of eligible counterparties by creating the TSLF and the PDCF and it extended discount window access to Fannie and Freddie. It also stopped a run on investment banks by bailing out Bear Stearns.

However, the way in which some of these “putting-out-fires-manoeuvres” were executed seems to have been designed to maximise bad incentives for future reckless lending and borrowing by the institutions affected by them. Between the TAF, the TSLF, the PDCF, the rescue of Bear Stearns and the opening of the discount window to the

two GSEs, the Fed and the US taxpayer have effectively underwritten directly all of the “household name” US banking system—commercial banks and investment banks—and probably also, indirectly, most of the other large highly leveraged institutions.

This was done without the extraction of any significant quid pro quo and without proportional and appropriate pain for shareholders, directors, top managers and creditors of the institutions that benefited. The privilege of access to Fed resources was extended without a matching expansion of the regulatory constraints traditionally put on counterparties enjoying this access. Specifically, the new beneficiaries have not been made subject to a Special Resolution Regime analogous to that managed by the FDIC for federally insured commercial banks.

The valuation of the collateral for the TSLF and the PDCF by the clearer acting for the borrowing primary dealer seems designed to maximise adverse selection. The discount rate penalty cuts were infra-marginal transfer payments from the taxpayers to the shareholders of banks already using or planning to use the discount window facilities. Asking for the decision to pay interest on bank reserves to be brought forward without insisting that required reserves remain non-remunerated likewise represents an unnecessary boon for the banking sector.

III.2a(xii) Cognitive regulatory capture of the Fed by vested interests

In each of the instances where the Fed maximised moral hazard and adverse selection, obviously superior alternatives were available—and not just with the benefit of hindsight. Why did the Fed not choose these alternatives? I believe a key reason is that the Fed listens to Wall Street and believes what it hears; at any rate, the Fed acts as if it believes what Wall Street tells it. Wall Street tells the Fed about its pain, what its pain means for the economy at large and what the Fed ought to do about it. Wall Street’s pain was great indeed—deservedly so in many cases. Wall Street engaged in special pleading by exaggerating the impact on the wider economy of the rapid deleveraging (contraction of the size of the balance sheets) that was taking place. Wall Street wanted large rate cuts

fast to assist it in its solvency repairs, not just to improve its liquidity, and Wall Street wanted the provision of ample liquidity against overvalued collateral. Why did Wall Street get what it wanted?

Throughout the 12 months of the crisis, it is difficult to avoid the impression that the Fed is too close to the financial markets and leading financial institutions, and too responsive to their special pleadings, to make the right decisions for the economy as a whole. Historically, the same behaviour has characterised the Greenspan Fed. It came as something of a surprise to me that the Bernanke Fed, if not quite a clone of the Greenspan Fed, displays the same excess sensitivity to Wall Street concerns.

The main recent evidence of Fed excess sensitivity to Wall Street concerns are, in addition to the list of quasi-fiscal features of the liquidity-enhancing measures listed in Section III.2a(xi), the excessive cumulative magnitude of cuts in the official policy rate since August 2007 (325 basis points), and especially the 75 basis points cut on January 21/22, 2008.

As regards the “panic cut”, the only “news” that could have prompted the decision on January 21, 2008, to implement a federal funds target rate cut of 75 bps, at an unscheduled meeting, and to announce that cut out of normal working hours the next day was the high-frequency movement in stock prices and the palpable fear in the financial sector that the stock market rout in Europe on Monday January 21, 2008 (a US stock market holiday), and at the end of the previous week, would spill over into the US markets.³⁸

To me, both the cumulative magnitude of the official policy rate cuts and their timing provide support for what used to be called the “Greenspan put” hypothesis, but should now be called the “Greenspan-Bernanke put” or “Fed put” hypothesis.³⁹ A complete definition of the “Greenspan-Bernanke put” is as follows: It is the aggressive response of the official policy rate to a sharp decline in asset prices (especially stock prices) and other manifestations of financial sector distress, even when the asset price falls and financial distress (a) are unlikely to cause future economic activity to weaken by more than required to meet the Fed’s mandate and (b) do not convey new information about future

economic activity or inflation that would warrant an interest rate cut of the magnitude actually implemented.

Mr. Greenspan and many other “put deniers” are correct in drawing attention to the identification problems associated with establishing the occurrence of a “Greenspan-Bernanke put.” The mere fact that a cut in the policy rate supports the stock market does not mean that the value of the stock market is of any inherent concern to the policy maker. This is because of the causal and predictive roles of asset price changes. Falling stock market prices reduce wealth and weaken corporate investment; falling house prices reduce the collateral value of residential property and weaken housing investment. Forward-looking stock prices can anticipate future fundamental developments and thus be a source of news.

Nevertheless, looking at the available data as a historian, and constructing plausible counterfactuals as a “laboratory economist,” it seems pretty evident to me that the Fed under both Greenspan and Bernanke has cut rates more vigorously in response to sharp falls in stock prices than can be rationalised with the causal effects of stock prices on household spending and on private investment, or with the predictive content of unexpected changes in stock prices.

Both the 1998 LTCM and the January 21/22, 2008, episodes suggest that the Fed has been co-opted by Wall Street—that the Fed has effectively internalised the objectives, concerns, world view and fears of the financial community. This socialisation into a partial and often distorted perception of reality is unhealthy and dangerous.

It can be called *cognitive regulatory capture* (or *cognitive state capture*), because it is not achieved by special interests buying, blackmailing or bribing their way towards control of the legislature, the executive, the legislature or some important regulator or agency, like the Fed, but instead through those in charge of the relevant state entity internalising, as if by osmosis, the objectives, interests and perception of reality of the vested interest they are meant to regulate and supervise in the public interest.

The literature on regulatory capture, and its big brother, state capture, is vast (see e.g. Stigler, 1971; Levine and Forrence, 1990; Laffont and Tirole, 1991; Hellman, et al., 2000; and Hanson and Yosifon, 2003). Capture occurs when bureaucrats, regulators, judges or politicians instead of serving the public interest as they are mandated to do, end up acting systematically to favour specific vested interests—often the very interests they were supposed to control or restrain in the public interest. The phenomenon is theoretically plausible and empirically well-documented. Its application to the Fed is also not new. There is a long-standing debate as to whether the behaviour of the Fed during the 1930s can be explained as the result of regulatory capture (see e.g. Epstein and Ferguson, 1984, and Philip, et al., 1991).

The conventional choice-theoretic public choice approach to regulatory capture stresses the importance of collective action and free rider considerations in explaining regulatory capture (see Olsen, 1965). Vested interests have a concentrated financial stake in the outcomes of the decisions of the regulator. The general public individually have less at stake and are harder to organise. I prefer a more social-psychological, small group behaviour-based explanation of the phenomenon. Whatever the mechanism, few regulators have succeeded in escaping in a lasting manner their capture by the regulated industry. I consider the hypothesis that there has been regulatory capture of the Fed by Wall Street during the Greenspan years, and that this is continuing into the present, to be consistent with the observed facts.

There is little room for doubt, in my view, that the Fed under Greenspan treated the stability, well-being and profitability of the financial sector as an objective in its own right, regardless of whether this contributed to the Fed's legal macroeconomic mandate of maximum employment and stable prices or to its financial stability mandate. Although the Bernanke Fed has but a short track record, its too often rather panicky and exaggerated reactions and actions since August 2007 suggest that it also may have a distorted and exaggerated view of the importance of financial sector comfort for macroeconomic stability.

III.2b The ECB

The ECB immediately injected liquidity both overnight and at longer maturities on a very large scale indeed, but, at least as regards interbank spreads, with limited success (see Chart 4), and also with no greater degree of success than the Fed or the BoE (but see Section II3b for a caution about the interpretation of the similarity in Libor-OIS spreads). The ECB's injection of €95 billion into the Eurosystem's money markets on August 9, 2007, is viewed by many as marking the start of the crisis.⁴⁰

As regards the effectiveness of its liquidity-enhancing open market interventions on the immediate crisis (as opposed to the likelihood and severity of future crises) the ECB has been both lucky and smart. It was lucky because, as part of the compromise that created the supranational European Central Bank, the set of eligible collateral for open market operations and at the discount window and the set of eligible counterparties, were defined as the union rather than the intersection of the previous national sets of eligible collateral and eligible counterparties.⁴¹

As a result, the ECB could accept as collateral in its repos and at the discount window a very large set of securities, including private securities (even equity) and asset-backed securities like residential mortgage-backed securities. The ratings requirements were also very loose compared to those of the BoE and even those of the Fed: Eligible securities had to be rated at least in the single A category by one or more of the recognised rating agencies. The only dimension in which the ECB's eligible collateral was more restricted than the BoE's was that the ECB only accepts euro-denominated securities. Currently around 1700 banks are eligible counterparties of the Eurosystem for open market operations. The Fed has 20 (the primary dealers) and the BoE 40 (reserve scheme participants); around 2100 banks have access to the ECB's discount window, as against 7500 for the Fed and 60 for the BoE.

The ECB was smart in using the available liquidity instruments quite aggressively, injecting above-normal amounts of liquidity against a wide range of collateral at longer maturities (and mopping most of it up again in

the overnight market). It is important to note that injecting X amount of liquidity at the 3-month maturity and taking X amount of liquidity out at the overnight maturity is not neutral if the intensity of the liquidity crunch is not uniform across maturities. The liquidity crunch that started in August 2007 clearly was not. Maturities of around one month were crucial for end-of-year reasons and maturities from three months to a year were crucial because that was where the markets had seized up completely. The ECB consciously tried to influence Euribor-OIS spreads to the extent that it interpreted these as reflecting illiquidity and liquidity risk rather than credit risk.

No major Euro Area bank has failed so far. Some small German banks fell victim to unwise investments in the ABS markets, and some fairly small hedge funds failed, but no institution of systemic importance was jolted to the point that a special-purpose LLR rescue mission had to be organised.

I have one concern about the nature of the ECB's liquidity-oriented open market operations and about its collateral policy at the discount window. This concerns the pricing of illiquid collateral offered by banks. We know the interest rates and fees charged for these operations, and the haircuts applied to the valuations. But we don't know the valuations themselves. The ECB uses market prices when a functioning market exists. For some of the assets it accepts as collateral there is no market benchmark.

The ECB does not make the mistake the Fed makes in its pricing of the collateral offered at the PDCF and TSLF. The ECB *itself* determines the price/valuation of the collateral when there is no market price. But the ECB does not tell us what these prices are, nor does it put in the public domain the models or methodologies it uses to price the illiquid securities. Requests to ECB Governing Council members and to ECB and NCB officials to publish the models used to price illiquid securities and to publish, with an appropriate delay to deal with commercial sensitivity, the actual valuations of specific, individual items of collateral have fallen on deaf ears.

There is therefore a risk that banks use the ECB as lender of first resort rather than last resort, if the banks can dump low-grade collateral on the Eurosystem and have it valued as high-grade collateral.⁴² Since at least the beginning of 2008, persistent market talk has it that Spanish, Irish and Dutch banks may be in that game, getting an effective subsidy from the Eurosystem and becoming overly dependent on the Eurosystem as the funding source of first choice.

Late May 2008, Fitch Ratings reported that Spanish banks had, during recent months, created ABS, structured to be eligible for use as collateral with the ECB (strictly, with the NCBs that make up the Eurosystem), that were riskier than the ABS structures they put together before the crisis. Accepting higher-credit-risk collateral need not imply a subsidy from the Eurosystem to the banks, as long as the valuation or pricing of these securities for collateral purposes reflects the higher degree of credit risk attached to them. One wonders whether such risk-sensitive pricing is actually taking place, especially when ECB officials publicly worry about the creditworthiness of securities accepted as collateral by the ECB when it provides liquidity to the markets or at the discount window.

Although RMBS backed by mortgages originated by the borrowing bank itself are not eligible as collateral with the Eurosystem, RMBS issued by parties with whom the borrowing bank has quite a close relationship (through currency hedges with the issuer or guarantor of the RMBS or by providing liquidity support for the RMBS).

In principle, the higher credit risk attached to securities for which the borrower and the issuer/guarantor are close (compared the credit risk attached to similar securities issued or guaranteed by a bank that is independent of the borrowing bank) could be priced so as to reflect their higher credit risk. We have no hard information on whether such credit-risk-sensitive pricing actually takes place. I fear that if it were, we would have been told, and that the lack of information is supportive of the view that implicit subsidisation is taking place.

As long as the risk-adjusted rate of return the ECB gets on its loans is appropriate, there is nothing inherently wrong with the ECB taking credit risk onto its balance sheet. But if it routinely values the

mortgage-backed securities offered by the Spanish banks as if the mortgages backing the securities were virtually free of default risk, then the ECB is bound to be overvaluing the collateral it is offered. In the first half of 2008, Spanish commercial banks, heavily exposed to the Spanish construction and real estate sectors, are reported to have repoed at least € 46 billion worth of their assets in exchange for ECB liquidity. Participants in these repo transactions have told me that no mortgages offered to the Eurosystem as collateral have been priced at less than 95 cents on the euro. This seems generous given the dire straits the Spanish economy, and especially the construction and real estate sectors, now are in. Of course, haircuts are (as always) applied to these valuations.⁴³

It is essential that all the information required to verify whether the pricing of collateral accepted by the Eurosystem is subsidy-free be in the public domain. That information is not available today.

Because part of the collateral offered the Eurosystem is subject to default risk, there could be a case for concern even if, *ex ante*, the default risk is appropriately priced. In the event a default occurs (that is, if both the counterparty borrowing from the Eurosystem defaults and at the same time the issuer of the collateral defaults), the Eurosystem will suffer a capital loss. In practice, it would be one of the NCBs of the euro area that would suffer the loss rather than the ECB, as repos are conducted by the NCBs.

Although the ECB's balance sheet is small and its capital tiny, the consolidated Eurosystem has a huge balance sheet and a large amount of capital (see Table 6). The balance sheet could probably stand a fair-sized capital loss. But there always is a capital loss so large that it would threaten the ability of the Eurosystem to remain solvent while adhering to its price stability mandate. The ECB/Eurosystem would need to be recapitalised, but by which national fiscal authorities and in which proportions? Unlike the Fed and the BoE, where it is clear which fiscal authority stands behind the central bank, that is, stands ready to recapitalise the central bank should the need arise, the fiscal vacuum within which the ECB, and to some degree the rest of the Eurosystem also, operate leaves a question mark behind the question: Who would bail out the ECB?

This question may not yet be urgent now, because even euro area banks with large cross-border activities still tend to have fairly clear national identities. But this is changing. Banca Antonveneta, the fourth largest Italian bank, was owned by ABN-AMRO, a Dutch bank which is now in turn owned by Royal Bank of Scotland (UK), Fortis (Belgium) and Santander (Spain).⁴⁴ Would the Italian Treasury bail out Banca Antonveneta? Soon there will be banks incorporated not under national banking statutes but under European law, as *Societas Europaea*. One large German financial group with banking interests, Allianz, has already done so. Given this uncertainty, it may be understandable that ECB officials are more concerned than Fed and BoE officials about carrying credit risk on the Eurosystem's balance sheet.

Although the ECB has done well in its MMLR function, albeit with the major caveat as regards the pricing of illiquid collateral, its LLR ability has not yet been tested. This is perhaps just as well. The ECB has no formal supervisory or regulatory role vis-à-vis euro area banks. The Treaty neither rules out such a role nor does it require one. In practice, no regulatory and supervisory role for the ECB has as yet evolved. Banking sector regulation and supervision in the euro area is a mess. In some countries the central bank is regulator and supervisor. Spain, France, Ireland and the Netherlands are examples. In others the central bank shares these roles with another agency. Germany is an example with the Bundesbank and BaFin (the German Financial Supervisory Authority) sharing supervisory responsibilities.⁴⁵ In yet other countries the central bank has no regulatory and supervisory role at all. Austria and Belgium are examples.

Since the crisis started, the ECB has complained regularly, and at times even publicly, about the lack of information it has at its disposal about potentially systemically important individual institutions. In the case of some euro area national regulators, there even exist legal obstacles to sharing information with the ECB. Compared to the Fed and the BoE, the ECB is therefore very close to the BoE which, when the crisis started, had essentially no individual institution-specific information at its disposal. The Fed, with its (shared) regulatory and supervisory role, has better information.

On the other hand, the ECB appears much less moved by the special pleading emanating from the euro area financial sector than the Fed appears to be by Wall Street. This is not surprising. Without a supervisory or regulatory role over euro area financial institutions and markets, regulatory capture is less likely.

III.2c The BoE

As regards the fulfilment of its LLR and MMLR functions, the BoE missed the boat completely at the beginning of the crisis. This state of affairs lasted till about November 2007. Indeed, the Governor of the BoE did not, as far as I have been able to ascertain, use in public the words “credit crunch,” “liquidity crisis” or equivalent words until March 26, 2008 (King, 2008).

The UK turned out, when the run on Northern Rock started on September 15, 2007, to have no effective deposit insurance scheme. The amounts insured were rather low (up to £30,000) and had a 10 percent deductible after the first £2,000. Worse, it could take up to six months to get your money out, even if it was insured. This is supposed to be corrected by new legislation and institutional reform.

The BoE also turned out to be hopelessly (and quite unnecessarily) confused about what its legal powers and constraints were in the exercise of its LLR role. The Governor, for instance, argued on September 20, 2007, before the House of Commons Treasury Committee, that legislation introduced under an EU directive (the Market Abuse Directive) prevented covert support to individual institutions (the BoE had received legal advice to this effect). Since then what always was apparent to most has become apparent to all: Neither the MAD nor the UK’s transposition of that Directive into domestic law prevented the kind of covert support the BoE would have liked to offer to Northern Rock. Finally, there was no Special Resolution Regime for banks in the UK. There was therefore just the choice between the regular corporate insolvency regime and nationalisation. On February 18, 2008, the Chancellor announced the nationalisation of Northern Rock.

The BoE's performance as lender of last resort, including its covert role in orchestrating private sector support for individual troubled institutions, was much more effective when Bradford & Bingley (a British mortgage lender whose exposure to the wholesale markets was second only to that of Northern Rock) got into heavy weather with a rights issue in May and June 2008.⁴⁶ Neither Northern Rock nor Bradford & Bingley were in any sense systemically important institutions, but when HBOS, the fourth largest UK banking group by market capitalisation experienced trouble with its £4 billion rights issue (announced in April 2008), during June and July 2008, systemic stability was clearly at stake. The BoE and the banking and financial sector regulator, the Financial Services Authority (FSA), helped keep the underwriters on board.

As noted earlier, both at its discount window (the standing lending facility) and in repos, the BoE only accepted (and accepts) the narrowest possible kind of collateral (UK sovereign debt or better). This made it impossible for the BoE to offer effective liquidity support when markets froze.

For a long time, the BoE spoke in public as if it believed that what the banks were facing was essentially a solvency problem, with no material contribution to the financial distress coming from illiquid markets and from illiquid but solvent institutions (see e.g. the paper submitted to the Treasury Committee by Mervyn King on September 12, 2007, the day before the Northern Rock crisis blew up [King, 2007]).

When the crisis started, the BoE injected liquidity on a modest scale, at first only in the overnight interbank market. Rather late in the day, on September 19, 2007, it reversed this policy and offered to repo at three-month maturity, and against a wider than usual range of eligible collateral, including prime mortgages, but subject to an interest rate floor 100 basis points above Bank Rate, that is, effectively at a penalty rate, regardless of the quality of the collateral. No one came forward to take advantage of this facility; fear of being stigmatised may have been as important a deterrent as the penalty rate charged.

The Bank was extremely reluctant to try to influence, let alone target, interest rates at maturities longer than the overnight rate. It is true that, when markets are orderly and liquid, the authorities cannot independently set more than one rate on the yield curve. When the BoE sets the overnight rate, this leaves rates at all longer maturities to be market-determined, that is, driven by fundamentals such as market expectations of future official policy rates and default risk premia. When markets are disorderly and illiquid, however, there is a term structure of liquidity risk premia in addition to a term structure of default-risk-free interest rates and a term structure of default risk premia. It is the responsibility of the central bank, as MMLR, to provide the public good of liquidity in the amounts required to eliminate (most of) the liquidity risk premia at the maturities that matter (anything between overnight and one year).

Early in the crisis, the BoE's public statements suggested that it interpreted most the spread between Libor and the OIS rate at various maturities as default risk spreads rather than, at least in part, as liquidity risk spreads. Later during the crisis, in February 2008, the BoE published, in the February Inflation Report (Bank of England, 2008), a decomposition of the one-year Libor-OIS spread between a default risk measure (extracted from CDS spreads) and a liquidity premium (the residual). It concluded that although early in the crisis most of the Libor-OIS spread was due to liquidity premia, towards the end of the sample period the importance of default risk premia had increased significantly.

The decomposition is, unfortunately, flawed because the CDS market throughout the crisis has itself been affected significantly by illiquidity. The paper is, however, of interest as evidence of the evolving and changing views of the BoE as to the empirical relevance of liquidity crises. This changing view was also reflected in an evolving policy response. The BoE gradually began to act as a MMLR.

At the end of 2007, the BoE initiated a number of special auctions at one-month and three-month maturities against a wider range of collateral, including prime mortgages and securities backed by mortgages.

On April 21, 2008, the BoE announced the creation of the Special Liquidity Scheme (SLS), in the first instance for £100 billion, which would lend Treasury bills for one year to banks against collateral that included RMBS, covered bonds (that is, collateralised bonds) and ABS based on credit card receivables. Technically, the arrangement was described as a swap, although it can fairly be described as a one-year collateralised loan of Treasury bills to the banks. It is similar to the TSLF created for primary dealers in the US, although the maturity of the loans is longer (one year as against one month in the US).

The BoE has made much of the fact that the SLS will only accept as collateral securities backed by “old” mortgages, that is, mortgages issued before the end of 2007. The facility is meant to solve the “stock overhang” problem but not to encourage the banks to engage in new mortgage lending using the same kind of RMBS that have become illiquid. It is, however, not obvious that without the government (not necessarily the BoE) lending a hand, securitisation of new mortgages will get off the ground any time soon.

Accepting new mortgage-backed securities as collateral in repos might help revive sensible forms of securitisation, if the mortgages backing the securities satisfy certain verifiable criteria (loan to value limits, income and financial health verification for borrowers, no track record of loan default, etc.). It is true that in the UK, and *a fortiori* in the US, there was, prior to the summer of 2007, securitisation of home loans that ought never to have been made, including many of the US subprime loans. But the fact that, during the year since August 2007, there have been just two new residential mortgage-backed issues in the markets in the UK, suggests that the securitisation baby has been thrown out with the subprime bathwater. These securities should, of course, be valued aggressively if offered as collateral in repos, to avoid subsidies to home lenders or home borrowers.

The BoE itself determines the valuation of any illiquid assets offered as collateral in the SLF. This should help it avoid the adverse selection problem created by the Fed with its PDCF and TSLF. The haircuts and other terms of the SLS were also quite punitive, judging from the howls of anguish emanating from the banking community, who nevertheless make ample use of the Facility. As with the Fed and the ECB,

the BoE does not make public any information about the actual pricing of specific collateral or about the models used to set these prices. Without that information, we cannot be sure there is no subsidy to the banks involved in the arrangement. There can also be no proper accountability of the BoE to Parliament or to the public for the management of public funds involved.

It is clear that the so-called Tripartite Arrangement between the Treasury, the BoE and the FSA did not work. It is also clear, however, that these are the three parties that must be involved and must cooperate to achieve financial stability. The central bank has the short-term liquid deep pockets and the market knowledge. The Treasury, backed by the taxpayer, has the long-term deep non-inflationary pockets. The FSA has the individual institution-specific knowledge. The problems in the UK had more to do with failures in the legal framework (deposit insurance, lender of last resort immunities, the insolvency regime and SRR for banks) than with poor communication and cooperation between the central bank, the regulator and the Treasury.

IV. Conclusion

Following a 15-year vacation in inflation targeting land with hardly a hint of systemic financial instability, the central banks in the North Atlantic region were, in the middle of 2007, faced with the unpleasant combination of a systemic financial crisis, rising inflation and weakening economic activity. Fighting three wars at the same time was not something the central banking community was prepared for. The performance of the central banks considered in this paper, the Fed, the ECB and the BoE, ranged, not surprisingly, from not too bad (the ECB) to not very good at all (the Fed).

As regards macroeconomic stability, the interest rate decisions of the Fed are hard to rationalise in terms of its official mandate (sustainable growth/employment and price stability). This is not the case for the ECB and the BoE, with their lexicographic price stability mandates. The excessively aggressive interest rate cuts of the Fed reflect political pressures (the Fed is the least operationally independent of the three central bank), excess sensitivity to financial sector concerns (reflecting

cognitive regulatory capture) and flaws in the understanding of the transmission mechanism by key members of the FOMC.

As regards financial stability, an ideal central bank would have combined the concern about moral hazard of the BoE with the broad sets of eligible counterparties and eligible instruments that enabled the ECB, right from the start of the crisis, to be an effective market maker of last resort, and the institution-specific knowledge that made the Fed an effective lender of last resort. The reality has been that the BoE mismanaged liquidity provision as market maker of last resort and as lender of last resort early in the crisis, and that the Fed has created moral hazard in an unprecedented way.

Until the public is informed in detail about the way the three central banks price the illiquid collateral they are offered (at the discount window, in repos, and at any of the many facilities and schemes that have been created), there has to be a concern that all three central banks (and therefore indirectly the taxpayers and beneficiaries of other public spending) may be subsidising the banks through these LLR and MMLR facilities. This concern is most acute as regards the Fed, whose valuation procedures at the TSLF and PDCF are an open invitation to adverse selection.

As regards the desirability of institutionally combining or separating the roles of the central bank (as lender of last resort and market maker of last resort) and that of regulator and supervisor for the financial sector, we are between a rock and a hard place. A regulator and supervisor (like the Fed) is more likely to have the institution-specific information necessary for the effective performance of the LLR role. However, regulatory capture of the regulator/supervisor is likely.

Central banks without regulatory or supervisory responsibilities like the BoE (for the time being) and the ECB are less likely to be captured by vested financial sector interests. But they are also less likely to be well-informed about possible liquidity or solvency problems in systemically important financial institutions. There is unlikely to be a fully satisfactory solution to the problem of providing central banks with the information necessary for effective discharge of their LLR responsibility without at the same time exposing them

to the risk of regulatory capture. The best safeguards against capture are openness and accountability. It is therefore most disturbing that all three central banks are pathologically secretive about the terms on which financial support is made available to struggling institutions and counterparties.

Taking the official policy rate-setting decision away from the central bank may reduce the damage caused by regulatory capture of the central bank by financial sector interests. Moving the rate setting authority out of the central bank could therefore be especially desirable if the central bank is given supervisory and regulatory powers.

The market maker of last resort has the same position in relation to market liquidity for a transactions-oriented system of financial intermediation, as is held by the lender of last resort in relation to funding liquidity for a relationships-oriented system of financial intermediation. The central bank is the natural entity to fulfill both the LLR and MMLR functions.

There is an efficiency-based case for government intervention to support illiquid markets or instruments and to support illiquid but solvent financial institutions that are deemed systemically important. As the source of ultimate domestic-currency liquidity, the central bank is the natural agency for performing both the market maker of last resort and the lender of last resort function. Liquidity is a public good that can be provided privately, but only inefficiently.

There is also an efficiency-based case for government intervention to support insolvent financial institutions that are deemed systemically important. This, however, should not be the responsibility of the central bank.

The central bank should not be required to provide subsidies, either through liquidity support or any other way, to institutions known to be insolvent. If institutions deemed to be solvent turn out to be insolvent, and if the central bank as a result of financial exposure to such institutions suffers a loss, this should be compensated forthwith by the Treasury, whenever such a loss would impair the ability of the central bank to pursue its macroeconomic stability objectives.

It would be even better if any securities purchased outright by the central bank or accepted as collateral in repos and other secured transactions that are not completely free of default risk, were to be transferred immediately to the balance sheet of the Treasury (say through a swap for Treasury Bills, at the valuation put on these risky securities when they were acquired by the central bank). That way, the division of labour and responsibilities between liquidity management and insolvency management (or bailouts) is clear. Each institution can be held accountable to Parliament/Congress for its mandate. If the central bank plays a quasi-fiscal role, that clarity, transparency and accountability becomes impaired.

Central banks can effectively perform their market maker of last resort function by expanding traditional open market operations and repos. This means increasing the volumes of their outright purchases or loans and extending their maturity, at least up to a year in the case of repos. It means extending the range of eligible counterparties to include all institutions deemed systemically important (too large or too interconnected to fail). It also means extending the range of securities eligible for outright purchase or for use as collateral to include illiquid private securities.

Regulatory instruments should be used to address financial asset market bubbles and credit booms. Specifically, supplementary capital requirements and liquidity requirements should be imposed on all systemically important highly leveraged institutions—commercial banks, investment banks, hedge funds, private equity funds or whatever else they are called or will be called. These supplementary capital and liquidity requirements could either be managed by the central bank in counter-cyclical fashion or be structured as automatic financial stabilisers, say by making them increasing functions of the recent historical growth rates of the value of each firm's assets.

To minimise moral hazard (incentives for excessive risk-taking in the future) all institutions that are eligible counterparties in MMLR operations and/or users of LLR facilities should be regulated according to common principles and should be subject to a common Special Resolution Regime allowing for Prompt Corrective Action,

including the condition of regulatory insolvency and the possibility of nationalisation.

All securities purchased outright or accepted as collateral should be priced punitively to minimize moral hazard. If necessary, the central bank should organise reverse auctions to price securities for which there is no market benchmark.

The creation and proliferation of obscure and opaque financial instruments can be discouraged through the creation of a positive list (regularly updated) of securities that will be accepted by the central bank as collateral at its MMLR and LLR facilities. Securities that don't appear on the list can be expected to trade at a discount relative to those that do.

Finally, for those whose attention span is the reciprocal of the length of this paper, some do's and don'ts for central banks.

Assign specific tools to specific tasks or objectives.

1. Assign the official policy rate to the macroeconomic stability objective(s).
 - Do not use the official policy rate as a liquidity management tool or as a quasi-fiscal tool to recapitalise banks and other highly leveraged entities.
2. Assign regulatory instruments to the damping of asset price bubbles.
 - Do not use the official policy rate to target asset price bubbles in their own right.
3. Assign liquidity management tools, including the lender-of-last-resort and market-maker-of-last-resort instruments, to the pursuit of financial stability for counterparties believed to be solvent.
4. Use explicit fiscal tools (taxes and subsidies) and on-budget and on-balance-sheet fiscal resources for strengthening the capital adequacy of systemically important institutions.
 - Do not use the central bank as a quasi-fiscal agent of the Treasury.

5. Use regulatory instruments and the punitive pricing of liquidity to mitigate moral hazard.

This past year has been the first since I left the Monetary Policy Committee of the BoE that I really would have liked to be a central banker.

Author's note: I would like to thank my discussants, Alan Blinder and Yutaka Yamaguchi, for helpful comments, and the audience for its lively participation. Alan's contribution demonstrated that you can be both extremely funny and quite wrong on the substance of the issues. This paper builds on material written, in a variety of formats, since April 2008. I would like to thank Anne Sibert, Martin Wolf, Charles Goodhart, Danny Quah, Jim O'Neill, Erik Nielsen, Ben Broadbent, Charles Calomiris, Stephen Cecchetti, Marcus Miller and John Williamson for many discussions of the ideas contained in this paper. They are not responsible for the end product. The views expressed are my own. They do not represent the views of any organisation I am associated with.

Endnotes

¹The official inflation targets are 2.0 percent *per annum* for the BoE and just below 2.0 percent for the ECB, both for the CPI. I assume the Fed's unofficial centre for its PCE deflator inflation comfort zone to be 1.5 percent. Given the recent historical wedge between US PCE and CPI inflation, this translates into an informal Fed CPI inflation target of just below 2.0 percent.

²The long-term inflation expectations data for the euro area should be taken with a pinch of salt. The reported euro area survey-based inflation expectations are the predictions of professional forecasters rather than those of a wider cross-section of the public, as is the case for the US and UK data (see European Central Bank, 2008). The euro area professional forecasters are either very trusting/gullible or know much more than the rest of us, as their 5-years-ahead forecast flat-lines at the official target throughout the sample, despite a systematic overshooting of the target in the sample. Using market-based estimates of inflation expectations, either break-even inflation rates from nominal and index-linked public debt or inflation expectations extracted from inflation swaps, would not be informative during periods of illiquid and disorderly financial markets. Even if the markets for these instruments themselves remain liquid, the yields on these instruments will be distorted by illiquidity elsewhere in the system.

³The Federal Reserve Act, Section 2a. Monetary Policy Objectives, states: "The Board of Governors of the Federal Reserve System and the Federal Open Market Committee shall maintain long run growth of the monetary and credit aggregates commensurate with the economy's long run potential to increase production, so as to promote effectively the goals of maximum employment, stable prices, and moderate long-term interest rates." [12 USC 225a. As added by act of November 16, 1977 (91 Stat. 1387) and amended by acts of October 27, 1978 (92 Stat. 1897); Aug. 23, 1988 (102 Stat. 1375); and Dec. 27, 2000 (114 Stat. 3028)].

⁴I can therefore avoid addressing the anomaly (putting it politely) of the exchange rate, foreign exchange reserves and foreign exchange market intervention being under Treasury authority in the US (with the Fed acting as agent for the Treasury), or of the Council of Ministers of the EU (or perhaps of the euro area?) being able to give "exchange rate orientations" to the ECB. Clearly, in a world with unrestricted international mobility of financial capital, setting the exchange rate now and in the future effectively determines the domestic short risk-free nominal interest rate as a function of the foreign short risk-free nominal interest rate (there will be an exchange rate risk premium or discount unless the path of current and future exchange rates is deterministic). If the US Treasury were really determined to manage the exchange rate, the Fed would only have an interest rate-setting role left to the extent that the US economy is large enough to influence the world short risk-free nominal interest rate.

⁵The non-negativity constraint on the nominal yield of non-monetary securities is the result of (a) the arbitrage requirement that the yield on non-monetary instruments, i , cannot be less than the yield on monetary securities, i^M , that is, $i \geq i^M$ and (b) the practical problems of paying any interest at all on currency, that is, $i^M \approx 0$. This is because currency is a negotiable bearer bond. Paying interest, positive or negative, on negotiable bearer securities, while not impossible, is administratively awkward and costly. This problem does not occur in connection with the payment of interest, positive or negative, on the other component of the monetary base, bank reserves held with the central bank. Reserves held with the central bank are “registered” financial instruments. The issuer knows the identity of the holder. Paying interest, at a positive or negative rate, on reserves held with the central bank is trivially simple and administratively costless. Charging a negative nominal interest rate on borrowing from the central bank (secured or unsecured, at the discount window or through open market operations) is also no more complicated than paying a positive nominal interest rate. If the practical reality that paying (negative) interest on currency is not feasible or too costly sets a zero floor under the official policy rate, this would, in my view be a good argument for doing away with currency altogether (see Buiter and Panigirtzoglou, 2003).

Various forms of E-money provide near-perfect substitutes for currency, even for low income households. The existence of currency is, because of the anonymity it provides, a boon mainly to the grey and black economy and to the outright criminal fraternity, including those engaged in tax evasion, money laundering and terrorist financing. The Fed has reduced its subsidisation of such illegality and criminality by restricting its largest denomination currency note to \$100. The ECB practices no such restraint and competes aggressively for the criminal currency market with €200 and €500 denomination notes. When challenged on this, the ECB informs one that this is because in Spain people like to make housing transactions in cash. I am sure they do. With the collapse of the Spanish housing market, this argument for issuing euro notes in denominations larger than €20 at most, may now have lost whatever merit it had before.

⁶The complete list includes gilts (including gilt strips), sterling Treasury bills, BoE securities, HM Government non-sterling marketable debt, sterling-denominated securities issued by European Economic Area central governments and major international institutions, euro-denominated securities (including strips) issued by EEA central governments and central banks and major international institutions where they are eligible for use in Eurosystem credit operations, all domestic currency bonds issued by other sovereigns eligible for sale to the Bank. These sovereign and supranational securities are subject to the requirement that they are issued by an issuer rated Aa3 (on Moody’s scale) or higher by two or more of the ratings agencies (Moody’s, Standard and Poor’s, and Fitch).

⁷The three-month OIS rate is the fixed leg of a three-month swap whose variable leg is the overnight secured lending rate. This can be interpreted (ignoring inflation risk premia) as the market’s expectation of the official policy rate over a three-month horizon.

⁸Most of the RMBS issue by Alliance & Leicester was bought by a single Continental European bank. It is therefore akin to a private sale rather than a sale to market sale to non-bank investors.

⁹Macroeconomic theory, unfortunately, has as yet very little to contribute to the key policy issue of liquidity management. The popularity of complete contingent markets models in much of contemporary macroeconomics, both New Classical (e.g. Lucas, 1975), Lucas and Stokey (1989) and New Keynesian (e.g. Woodford, 2003) means that in many (most?) of the most popular analytical and calibrated (I won't call them empirical) macroeconomic dynamic stochastic general equilibrium models, the concept of liquidity makes no sense. Everything is perfectly liquid. Indeed, with complete contingent markets there is never any default in equilibrium, because every agent always satisfies his intertemporal budget constraint. All contracts are costlessly and instantaneously enforced. *Ad hoc* cash-in-advance constraints on household purchases of commodities or on household purchases of commodities and securities don't create behaviour/outcomes that could be identified with liquidity constraints.

The legal constraint that labour is free (slavery and indentured labour are illegal) means that future labour income makes for very poor collateral, and that workers cannot credibly commit themselves not to leave an employer, should a more attractive employment opportunity come along. This can perhaps be characterised as a form of illiquidity, but it is a permanent, exogenous illiquidity, almost technological in nature. Much of the theoretical (partial equilibrium) work on illiquidity likewise deals with the consequences of different forms of exogenous illiquidity rather than with the endogenous illiquidity problem that suddenly paralysed many asset-backed securities markets starting in the summer of 2007. The profession entered the crisis equipped with a set of models that did not even permit questions about market liquidity to be asked, let alone answered.

Much of macroeconomic theorising of the past thirty years now looks like a self-indulgent working and re-working to death of an uninteresting and practically unimportant special case. Instead of starting from the premise that markets are complete unless there are strong reasons for assuming otherwise, it would have been better to start from the position that markets don't exist unless very special institutional and informational conditions are satisfied. We would have a different, and quite possibly more relevant, economics if we had started from markets as the exception rather than the rule, and had paid equal attention to alternative formal and informal mechanisms for organising and coordinating economic activity. My personal view is that over the past 30 years, we have had rather too much Merton (1990) and rather too little Minsky (1982) in our thinking about the roles of money and finance in the business cycle.

¹⁰The label "market maker of last resort" is more appropriate than the alternative "buyer of last resort," because so much of the MMLR's activity turns out to be in collateralised transactions, especially repos, rather than in outright purchases. A

repo is, of course a *sale and repurchase* transaction, so the label “buyer of last resort” would not have been descriptively correct.

¹¹The Switzerland-domiciled part of the Swiss banking system (as distinct from the foreign subsidiaries which may have access to LLR and MMLR facilities in their host countries) probably owes its competitive advantage less to conventional banking prowess as to the bank secrecy it provides to the global community of tax evaders and others interested in hiding their income and assets from their domestic authorities.

¹²For a conflicting and very positive appraisal of the Greenspan years see Blinder and Reis (2005).

¹³In the case of the Fed, the legal restrictions on paying interest on reserves (about to be abolished) are a further obstacle to sensible practice.

¹⁴For descriptive realism, I assume $\dot{z}^M=0$.

¹⁵Note that $E_t E_{t-1} I_{t,t-1} = E_{t-1} I_{t,t-1} = \frac{1}{1+i_t}$.

¹⁶Central bank current expenses C^b can at most be cut to zero.

¹⁷Source: IMF <http://www.imf.org/external/np/stal/ir/8802.pdf>.

¹⁸A footnote in the Federal Reserve Bulletin (2008) informs us that “This balancing item is not intended as a measure of equity capital for use in capital adequacy analysis. On a seasonally adjusted basis, this item reflects any differences in the seasonal patterns estimated for total assets and total liabilities.” That is correct as regards the use of this measure in regulatory capital adequacy analysis. For economic analysis purposes it is, however, as close to \mathbb{W} as we can get without a lot of detailed further work.

¹⁹The example of the failure of the Amaranth Advisors LLC hedge fund in September 2006 suggests that AUM of US\$9 billion is no longer “large.”

²⁰Levin, Onatski, Williams and Williams (2005) contains some support for this view. They report the finding that the performance of the optimal policy in a “microfounded” model of a New-Keynesian closed economy with capital formation, assumed to represent the US, is closely matched by a simple operational rule that focuses solely on stabilizing nominal wage inflation. Admittedly, there is no financial sector or financial intermediation in the model, the model is (log-)linear and the disturbances are (I think) Gaussian. But the optimal monetary policy is derived by optimising the (non-quadratic) preferences of the representative household and there is Brainard-type parameter uncertainty about 31 parameters.

²¹My cats, however, do indeed have fat tails, so there may be new areas of application for the PP.

²²Non-linearities abound in even the simplest monetary model. To name but a few: the non-negativity constraint on the nominal interest rate; the non-negativity

constraint on gross investment; positive subsistence constraints on consumption; borrowing constraints; the financial accelerator (Bernanke and Gertler, 1989; Bernanke, Gertler and Gilchrist, 1999; Bernanke, 2007); local hysteresis due to sunk costs; any model in which (a) prices multiply quantities and (b) asset dynamics are constrained by intertemporal budget constraints. Although the time series used by econometricians are short (at most a couple of centuries for most quantities; a bit longer for a very small number of prices), the estimated residuals often exhibit both skew and kurtosis. From other applications of dynamic stochastic optimisation we know that different non-linearities generated huge differences in the optimal decision rule. In the theory of optimal investment under uncertainty, strictly convex costs of capital stock adjustment make gradual adjustment of the capital stock optimal. Sunk costs of investment and disinvestment make for “bang-bang” optimal investment rules and for “zones of inaction.” For an exploration of some of the implications of uncertainty for optimal monetary policy outside the LQG framework, see the collection of articles in Federal Reserve Bank of St. Louis *Review* (2008).

²³In the previous statement I hold constant (independent of the individual household’s consumption vs. saving decision) the future expected and actual sequence of after-tax labour income, profits, interest rates and asset prices. In a Keynesian, demand-constrained equilibrium, the aggregation of the individual consumption choices, now and in the future, will in general affect the equilibrium levels of output, employment, interest rates and asset prices.

²⁴At the request of Anil Kashyap, I here provide the relevant quotes. I omitted them in the version presented at the Symposium because I felt there was no need to “rub in” the errors. All that matters is that this shared analytical error may well have led to an excessively expansionary policy by the Fed.

Bernanke (2007): *“If the financial accelerator hypothesis is correct, changes in home values may affect household borrowing and spending by somewhat more than suggested by the conventional wealth effect because changes in homeowners’ net worth also affect their external finance premiums and thus their costs of credit.”*

Kohn (2006): *“Between the beginning of 2001 and the end of 2005, the constant-quality price index for new homes rose 30 percent and the purchase-only price index of existing homes published by the Office of Federal Housing Enterprise Oversight (OFHEO) increased 50 percent. These increases boosted the net worth of the household sector, which further fueled (sic) the growth of consumer spending directly through the traditional ‘wealth effect’ and possibly through the increased availability of relatively inexpensive credit secured by the capital gains on homes.”*

Kroszner (2005): *“As some of the ‘froth’ comes off of the housing market—thereby reducing the positive ‘wealth effect’ of the strength in the housing sector—and people fully adjust to higher energy prices, I see the growth in real consumer spending inching down to roughly 3 percent next year.”*

Kroszner (2008): *“Falling home prices can have local and national consequences because of the erosion of both property tax revenue and the support for consumer spending that is provided by household wealth.”*

Mishkin (2008a, p.363): *“By raising or lowering short-term interest rates, monetary policy affects the housing market, and in turn the overall economy, directly and indirectly through at least six channels: through the direct effects of interest rates on (1) the user cost of capital, (2) expectations of future house-price movements, and (3) housing supply; and indirectly through (4) standard wealth effects from house prices, (5) balance sheet, credit-channel effects on consumer spending, and (6) balance sheet, credit channel effects on housing demand.”*

Mishkin (2008a, p. 378): *“Although FRB/US does not include all the transmission mechanisms outlined above, it does incorporate direct interest rate effects on housing activity through the user cost of capital and through wealth (and possibly credit-channel) effects from house prices, where the effects of housing and financial wealth are constrained to be identical.”*

Plosser (2007): *“Changes in both home prices and stock prices influence household wealth and therefore impact consumer spending and aggregate demand.”*

Plosser (2007): *“To the extent that reductions in housing wealth do occur because of a decline in house prices, the negative wealth effect may largely be offset for many households by higher stock market valuations.”*

²⁵The technically excellent recent paper by Kiley (2008) is therefore, as regards the usefulness of core inflation as the focus of the price stability leg of the Fed’s dual mandate, completely beside the point. It shows that, if you want to predict future headline inflation *and* you restrict your data set to current and past headline inflation and core inflation, you should definitely make use of the information contained in the core inflation data. But who would predict or target future inflation making use only of current and past headline and core inflation data?

²⁶A nation’s primary deficit is its current account deficit, excluding net foreign investment income or, roughly, the trade deficit plus net grant outflows.

²⁷In part, it may also be a peso-problem or “fake alpha” phenomenon, that is, the higher expected return is a compensation for risk that has not (yet) materialised. The market is aware of the risk, and prices it, but the econometrician has insufficient observations on the realisation of the risk in his sample.

²⁸A boost to public spending on goods and services or measures to stimulate domestic capital formation would help sustain demand but would prevent the necessary correction of the external account.

²⁹To avoid getting hoist immediately on my own “housing wealth isn’t wealth” petard, assume that the value of the first home equals the present value of the remaining lifetime housing services the homeowner plans to consume. At the end

of the exercise, the reader can decide for him or herself whether this economy contains a non-homeowning renter who may be better off as the result of the fall in the price of the second home. To make the example work as stands, the second home should be a buy-to-let purchase aimed at the foreign tourist trade.

³⁰The open letter procedure is a useful part of the communication and accountability framework of the BoE. It requires the Governor to write an open letter to the Chancellor whenever the inflation rate departs by more than 1 percent from its target (in either direction). In that open letter, the Governor, on behalf of the Monetary Policy Committee (MPC) gives the reasons for the undershoot or overshoot of the inflation target, what the MPC plans to do about it, how long it is expected to take until inflation is back on target and how all this is consistent with the Bank's official mandate. The current inflation target is an annual inflation rate of 2 percent for the Consumer Price Index (CPI). With actual year-on-year inflation at 3.3 percent in May 2008, an open letter (the second since the creation of the MPC in 1997) was due.

³¹\$120 per barrel would be a 240 percent increases in the 20-year average real price of oil for the US and a 170 percent increase for the euro area.

³²Perhaps the Treasury sets it? See endnote 4.

³³Complementary in the sense that an increase in the energy input raises the marginal products of labour and capital.

³⁴The TSLF is a single-price auction, where accepted dealer bids will be awarded at the same fee rate, which is equal to the lowest fee rate at which any bid was accepted. Dealers may submit two bids for the basket of eligible general Treasury collateral at each auction.

³⁵Schedule 1 collateral is all collateral eligible for tri-party repurchase agreements arranged by the Open Market Trading Desk (that is, all collateral acceptable in regular Fed open market operations). Schedule 2 collateral is all Schedule 1 collateral plus AAA/Aaa-rated Private-Label Residential MBS, AAA/Aaa-rated Commercial MBS, Agency CMOs and other AAA/Aaa-rated ABS.

³⁶It is revalued daily to ensure that, should the value of the collateral have declined, the primary dealer puts up the additional collateral required to restore the required level of collateralisation. With a well-designed revaluation mechanism, such "margin calls" do, of course, make sense.

³⁷http://www.newyorkfed.org/markets/pdcf_terms.html.

³⁸Apparently the French central bank President had not bothered to inform his US counterpart that a possible reason behind the stock market rout in Europe could be the manifestation of the stock sales prompted by the discovery at the Société Générale of Mr. Kerviel's exploits. If true it is extraordinary.

³⁹The term was coined as a characterisation of the interest rate cuts in October and November 1998 following the collapse of Long-Term Capital Management (LTCM).

⁴⁰Short-term credit markets froze up after the French bank BNP Paribas suspended withdrawals from three investment funds/hedge funds it owned, citing problems in the US subprime mortgage sector. BNP said it could not value the assets in the funds, because the markets for pricing the assets had disappeared.

⁴¹Eleven countries joined together to form the Eurosystem on January 1, 1999. There are 15 euro area members now and 16 on January 1, 2009, when Slovakia joins.

⁴²The probability of default on a collateralised loan like a repo is the joint probability of both the borrowing bank defaulting and the issuer of the security used as collateral defaulting. The probability of such a double default will be low but not zero under current circumstances. It may be quite high, when RMBS are offered as collateral, if the borrowing bank is also the bank that originated the mortgages backing the RMBS.

⁴³Between August 2007 and July 2008, the share of Spanish banks in the Eurosystem's allocation of main refinancing operations and longer-term refinancing operations went up from about 4 percent to over 10.5 percent. The share of Irish banks went up from around 4.5 percent to 9.5 percent. It cannot be a coincidence that Spain and Ireland are the euro area member states with the most vulnerable construction and real estate sectors. Another measure of the increase in the scale of the Eurosystem's lending to the Spanish banks since the beginning of the crisis in August 2007, is the value of the monthly loans extended to Spanish banks by the Banco de España. This went from a low of about €23 billion in August 2007 to a high of more than €75 billion in December 2007 (for those worried about seasonality, the December 2006 figure was just under €30 billion).

⁴⁴On May 30, 2008, Banco Santander sold Antonveneta to Banca Monte dei Paschi di Siena, an Italian bank, so the fiscal backing question mark raised by the takeovers highlighted in the main text has been erased again. This does not affect the relevance of the point that with foreign-owned banks, operating in many jurisdictions, it is not obvious which national fiscal authorities will foot the fiscal cost of a bailout. The point applies across the world, but is especially pressing for the euro area, where a supranational central bank operates alongside 15 national fiscal authorities and no supranational fiscal authority.

⁴⁵BaFin is short for Bundesanstalt für Finanzdienstleistungsaufsicht.

⁴⁶Bradford & Bingley's £400 million cash call closed on Friday, August 15, 2008. The six high street banks that, at the prompting of the BoE and the Financial Services Authority, had agreed to underwrite the rights issue are likely to be left with sizeable unplanned stakes in B&B.

References

- Adalid, Ramón, and Carsten, Detken (2007), "Liquidity shocks and asset price boom/bust cycles," European Central Bank working Paper Series No. 732, February.
- Adrian, Tobias, and Hyun Song Shin (2007a), "Liquidity, Monetary Policy and Financial Cycles," forthcoming in *Current Issues in Economics and Finance*.
- Adrian, Tobias, and Hyun Song Shin (2007b), "Liquidity and Leverage," Mimeo, Princeton University, September.
- Bäckström, Urban (1997), "What Lessons Can be Learned from Recent Financial Crises? The Swedish Experience" Remarks made at the Federal Reserve Symposium "Maintaining Financial Stability in a Global Economy," Jackson Hole, Wyoming, USA, August 29.
- Bagehot, Walter (1873), *Lombard Street: a description of the money market*.
- Bank of Canada (2008), "The Bank of Canada's Target for the Overnight Interest Rate Policy Implementation Framework," Bank of Canada Review article by Christopher Reid. http://www.bank-banque-canada.ca/en/pdf/target_170507.pdf.
- Bank of England (2008a), *The Framework for the Bank of England's Operations in the Sterling Money Markets* (the "Redbook"), January.
- Bank of England (2008b), *Inflation Report, February*.
- Baxter, A., and R.G. King (1999), "Measuring Business Cycles Approximate Band-Pass Filters for Economic Time Series," *International Economic Review* 81, pp. 575-93.
- Bernanke, Ben S. (2002), "Asset price 'bubbles' and monetary policy." Remarks before the New York Chapter of the National Association of Business Economics, New York, October 15.
- Bernanke, Ben S. (2005), "The Economic Outlook," Remarks at a Finance Committee luncheon of the Executives' Club of Chicago, Chicago, Illinois, March 8, <http://www.federalreserve.gov/boarddocs/speeches/2005/20050308/default.htm>.
- Bernanke, Ben S. (2007), "The Financial Accelerator and the Credit Channel," speech given at The Credit Channel of Monetary Policy in the Twenty-first Century Conference, Federal Reserve Bank of Atlanta, Atlanta, Georgia, June 15; <http://www.federalreserve.gov/newsevents/speech/Bernanke20070615a.htm>.
- Bernanke, Ben S. (2008a), "Financial Markets, the Economic Outlook, and Monetary Policy," speech given at the Women in Housing and Finance and Exchequer Club Joint Luncheon, Washington, D.C., January 10.

- Bernanke, Ben S. (2008b), "Outstanding Issues in the Analysis of Inflation," speech given at the Federal Reserve Bank of Boston's 53rd Annual Economic Conference, Chatham, Massachusetts, June 9. <http://www.federalreserve.gov/newsevents/speech/bernanke20080609a.htm>.
- Bernanke, Ben S., and Mark Gertler (1989). "Agency Costs, Net Worth, and Business Fluctuations," *American Economic Review*, vol. 79, March, pp. 14-31.
- Bernanke, Ben and Mark Gertler (2001), "Should Central Banks Respond to Movements in Asset Prices?" *American Economic Review* no. 91, May, pp. 253-57.
- Bernanke, Ben S., Mark Gertler, and Simon Gilchrist (1999), "The Financial Accelerator in a Quantitative Business Cycle Framework," in John B. Taylor and Michael Woodford, eds., *Handbook of Macroeconomics*, vol. 1, part 3. Amsterdam: North-Holland, pp. 1341-93.
- Blinder, Alan S. and Ricardo Reis (2005). "Understanding the Greenspan standard," *Proceedings, Federal Reserve Bank of Kansas City*, issue Aug, pp. 11-96.
- Borio, C., C. Furfine and P. Lowe (2001): "Procyclicality of the financial system and financial stability: issues and policy options," in "Marrying the macro- and micro-prudential dimensions of financial stability," *BIS Papers*, no 1, March, pp 1-57.
- Bryan, Michael F., and Steven G. Cecchetti. (1994). "Measuring Core Inflation." In *Monetary Policy*, edited by N. Gregory Mankiw, 195-215. Chicago: University of Chicago Press.
- Buchanan, Mike, and Themistoklis Fiotakis (2004), "House Prices: A Threat to Global Recovery or Part of the Necessary Rebalancing?" *Goldman Sachs Global Economics Paper No. 114*, July 15.
- Buiter, Willem H. (2004), "The Elusive Welfare Economics of Price Stability as a Monetary Policy Objective: Should New Keynesian Central Bankers Pursue Price Stability?" NBER Working Paper No. 10848, October.
- Buiter, Willem H. (2006), "Dark Matter or Cold Fusion?" *Goldman Sachs Global Economics Paper No. 136*, Monday, January 16, 2006, pp. 1-16.
- Buiter, Willem H. (2007a) "Central Banks as Market Makers of Last Resort 2," August 17, FT.Com, Maverecon blog.
- Buiter, Willem H. (2007b), "Central Banks as Market Makers of Last Resort 3: Setting the prices," August 21, FT.Com, Maverecon blog.
- Buiter, Willem H. (2007c), "Central banks as market makers of last resort 4: Liquidity, markets and mechanisms," August 23, FT.com, Maverecon blog.

- Buiter, Willem H. (2007d), "Central banks as market makers of last resort 5: A restatement," September 2, FT.com, Maverecon blog.
- Buiter, Willem H. (2007e), "Seigniorage," *economics–The Open-Access, Open-Assessment E-Journal*, 2007-10. <http://www.economics-ejournal.org/economics/journalarticles/2007-10>.
- Buiter, Willem H. (2007f), "Lessons from the 2007 financial crisis," CEPR Policy Insight No. 18, December; <http://www.cepr.org/pubs/PolicyInsights/PolicyInsight18.pdf>.
- Buiter, Willem H. (2008a), "Can Central Banks go Broke?" CEPR Policy Insight No. 24, May 17.
- Buiter, Willem H. (2008b), "Lessons from the North Atlantic Financial Crisis", paper prepared for presentation at the conference "The Role of Money Markets" jointly organised by Columbia Business School and the Federal Reserve Bank of New York on May 29-30, 2008.
- Buiter, Willem H. (2008c), "Housing Wealth Isn't Wealth," NBER Working Paper No. 14204, July.
- Buiter, Willem H, and Clemens Grafe (2004), "Patching up the Pact: Some Suggestions for Enhancing Fiscal Sustainability and Macroeconomic Stability in an Enlarged European Union," *The Economics of Transition*, Volume 12 (1) 2004, pp. 67–102. Complete citation information for the final version of the paper, as published in the print edition of *The Economics of Transition* is available on the Blackwell Synergy online delivery service, accessible via the journal's website at <http://www.blackwellpublishing.com/journal.asp?ref=0967-0750> or at <http://www.blackwell-synergy.com>.
- Buiter, Willem H, and Nikolaos Panigirtzoglou (2003), "Overcoming the Zero Bound on Nominal Interest Rates with Negative Interest on Currency: Gesell's Solution," *Economic Journal*, Volume 113, Issue 490, October, pp. 723-746.
- Buiter, Willem H., and Anne C. Sibert (2007a), "The Central Bank as Market Maker of Last Resort 1," August 12. FT.com, Maverecon blog.
- Buiter, Willem H., and Anne C. Sibert (2008b), "A missed opportunity for the Fed," August 17, FT.com, Maverecon blog.
- Calvo, Guillermo (1983), "Staggered Contracts in a Utility-Maximizing Framework," *Journal of Monetary Economics*, September.
- Calvo, Guillermo, Oya Celasun and Michael Kumhof (2007), "Inflation inertia and credible disinflation: The open economy case," *Journal of International Economics*, Elsevier, vol. 73(1), pages 48-68, September.
- Cecchetti, Stephen G. (2008), "Monetary Policy and the Financial Crisis of 2007-2008," CEPR Policy Insight No. 21, April; <http://www.cepr.org/pubs/PolicyInsights/PolicyInsight21.pdf>.

- Chow, Gregory (1975), *Analysis and Control of Dynamic Economic Systems*, John Wiley & Sons, New York.
- Chow, Gregory (1981), *Econometric Analysis by Control Methods*, John Wiley & Sons, New York.
- Chow, Gregory (1997), *Dynamic Economics: Optimization by the Lagrange Method*, Oxford University Press.
- Clews, Roger (2005), "Implementing monetary policy: Reforms to the Bank of England's operations in the money market," *Bank of England Quarterly Bulletin*, Summer.
- Cogley, Timothy (2002), "A Simple Adaptive Measure of Core Inflation," *Journal of Money, Credit and Banking*, Blackwell Publishing, vol. 34(1), pages 94-113, February.
- Cogley, Timothy, and Thomas J. Sargent (2001), "Evolving Post-World War II U.S. Inflation Dynamics," *NBER Macroeconomics Annual*, Vol. 16, pp. 331-373, The University of Chicago Press.
- Cogley, Timothy, and Thomas J. Sargent (2005). "The conquest of US inflation: Learning and robustness to model uncertainty," *Review of Economic Dynamics*, Elsevier for the Society for Economic Dynamics, vol. 8(2), pages 528-563, April.
- Counterparty Risk Management Group (2005), *Toward Greater Financial Stability: A Private Sector Perspective; The Report of the Counterparty Risk Management Policy Group II*, July 27. <http://www.crmpolicygroup.org>.
- Diamond D. W., (2007). "Banks and liquidity creation: A simple exposition of the Diamond-Dybvig model," *Federal Reserve Bank of Richmond Economic Quarterly* 93 (2), pp. 189-200.
- Diamond D. W. and P. H. Dybvig (1983). "Bank runs, deposit insurance, and liquidity," *Journal of Political Economy* 91 (3), pp. 401-19.
- Dolmas, Jim (2005), "Trimmed mean PCE inflation," Federal Reserve Bank of Dallas Research Department Working Paper 0506, July 25.
- Edelstein, Robert H., and Sau Kim Lum (2004), "House prices, wealth effects, and the Singapore macroeconomy," *Journal of Housing Economics*, Volume 13, Issue 4, December 2004, Pages 342-367.
- Epstein, Gerald A., and Thomas Ferguson (1984), "Monetary Policy, Loan Liquidation and Industrial Conflict: The Federal Reserve and The Open Market Operations of 1932," *Journal of Economic History*, Vol. XLIV, No. 4, December, 1984, pp. 957-983.

- European Central Bank (2006), *The Implementation of Monetary Policy in the Euro Area*, September 2006; General Documentation on Eurosystem Monetary Policy Instruments and Procedures, ISSN 1725-714X (print), ISSN 1725-7255 (online).
- European Central Bank (2008), *European Survey of Professional Forecasters*, <http://www.ecb.eu/stats/prices/indic/forecast/html/index.en.html>.
- Federal Reserve Bank of St. Louis Review (2008), *Monetary Policy Under Uncertainty*, Proceedings of the Thirty-Second Annual Economic Policy Conference of the Federal Reserve Bank of St. Louis, Volume 90, Number 4, July/August.
- Federal Reserve System (2002), *Alternative Instruments for Open Market and Discount Window Operations*.
- Feldstein, Martin (2008), "Concluding Remarks," in *Housing, Housing Finance and Monetary Policy*, a Symposium Sponsored by The Federal Reserve Bank of Kansas City, Jackson Hole, Wyoming, August 30-September 1, 2007, pp. 489-500, Federal Reserve Bank of Kansas City.
- Ferguson, Roger W. (2005), "Asset Prices and Monetary Liquidity," remarks given to the Seventh Deutsche Bundesbank Spring Conference, Berlin, Germany, May 27.
- Flemming, John (1976), *Inflation*. London: Oxford University Press, 1976.
- Gollier, Christian, and Nicolas Treich (2003), "Decision-Making Under Scientific Uncertainty: The Economics of the Precautionary Principle," *The Journal of Risk and Uncertainty*, 27:1; 77-103.
- Goodhart, Charles (2002), "Myths about the Lender of Last Resort," in Goodhart, Charles and Gerhard Illing (eds.) (2002) *Financial Crises, Contagion, and the Lender of Last Resort, a Reader*, Oxford University Press, pp. 227-248.
- Goodhart, Charles (2004), "Bank Regulation and Macroeconomic Fluctuations," *Oxford Review of Economic Policy*, Oxford University Press, vol. 20(4), pages 591-615, Winter.
- Goodhart, Charles and Gerhard Illing (eds.) (2002) *Financial Crises, Contagion, and the Lender of Last Resort, a Reader*, Oxford University Press.
- Goodhart, Charles and Avinash Persaud (2008a), "How to avoid the next crash," *Financial Times*, Comment, January 20.
- Goodhart, Charles and Avinash Persaud (2008b), "A party pooper's guide to financial stability," *Financial Times*, Comment, June 4.
- Gordy, Michael B., and Bradley Howells (2004), "Procyclicality in Basel II: Can We Treat the Disease Without Killing the Patient?" Board of Governors of the Federal Reserve System; First draft: April 25, 2004. This draft: May 12, 2004.

- Gourinchas, Pierre-Olivier, and H el ene Rey. (2007), "From World Banker to World Venture Capitalist: U.S. External Adjustment and the Exorbitant Privilege." In *G7 Current Account Imbalances: Sustainability and Adjustment*, edited by Richard H. Clarida. Chicago: University of Chicago Press (for NBER).
- Greenspan, Alan (2002): "Opening Remarks," speech at a symposium in Jackson Hole, Wyoming, August 30, 2002.
- Greenspan, Alan (2005), "Opening Remarks," speech at the Jackson Hole Symposium, Wyoming.
- Greiber, Claus, and Ralph Setzer (2007), "Money and housing—evidence for the euro area and the US," Deutsche Bundesbank, Discussion Paper, Series I: Economic Studies, No 12/2007.
- Hanson, Jon, and David Yosifon, "The Situation: An Introduction to the Situational Character, Critical Realism, Power Economics, and Deep Capture," *152 U. Pa. L. Rev.* 129 (2003).
- Hausmann, Ricardo, and Federico Sturzenegger (2007), "The missing dark matter in the wealth of nations and its implications for global imbalances," *Economic Policy*, Volume 22, Issue 51, July, pp. 469-518.
- Hellman, Joel S., Geraint Jones and Daniel Kaufmann (2000), "Seize the State, Seize the Day: State Capture, Corruption and Influence in Transition," *World Bank Policy Research Working Paper No. 2444*, September.
- IIF (2008), "IIF Final Report of the Committee on Market Best Practices (.pdf)," Institute of International Finance, Inc. July 17.
- Ingves, S. and Lind, G., (1996), "The management of the bank crisis—in retrospect," *Quarterly Review*, No. I, pp. 5-18, Sveriges Riksbank.
- Kashyap, A. K., and J. C. Stein (2004): "Cyclical implications of the Basel II capital standards," *Economic Perspectives*, Federal Reserve Bank of Chicago, First Quarter, pp 18-31.
- Kiley, Michael T. (2008), "Estimating the common trend rate of inflation for consumer prices and consumer prices excluding food and energy prices," Finance and Economics Discussion Series 2008-38, Divisions of Research & Statistics and Monetary Affairs, Federal Reserve Board, Washington, D.C.
- King, Mervyn (2007), paper submitted to the Treasury Committee, September 12.
- King, Mervyn (2008), "TC Opening Statement March 26, 2008", <http://www.bankofengland.co.uk/publications/other/treasurycommittee/irtsc080326.pdf>.
- Kohn, Donald L. (2006), *Economic Outlook*, speech given at the Money Markets of New York University, New York, New York, October 4. <http://www.federalreserve.gov/newsevents/speech/kohn20061004a.htm>.

- Kroszner, Randall S. (2005), "'Rodney Dangerfield' redux: Still no respect for the economy," speech given at the annual business forecast luncheon of the University of Chicago Graduate School of Business, Wednesday, December 7.
- Kroszner, Randall S. (2008), testimony on the *Federal Housing Administration Housing Stabilization and Homeownership Act* before the Committee on Financial Services, U.S. House of Representatives, April 9, 2008. <http://www.federalreserve.gov/newsevents/testimony/kroszner20080409a.htm>.
- Laffont, J. J., and J. Tirole, (1991), "The politics of government decision making: A theory of regulatory capture," *Quarterly Journal of Economics*, 106(4): 1089-1127.
- Levin, Andrew, Alexei Onatski, John C. Williams and Noah Williams (2005), "Monetary Policy under Uncertainty in Micro-Founded Macroeconomic Models," in Mark Gertler and Kenneth Rogoff, eds., *NBER Macroeconomics Annual 2005*. Cambridge, Mass.: MIT Press, pp. 229-88.
- Levine, M. E., and J. L. Forrence (1990), "Regulatory capture, public interest, and the public agenda: Toward a synthesis," *Journal of Law Economics Organization*, 6: 167-198.
- Lucas, Robert E. (1975), "An Equilibrium Model of the Business Cycle," *Journal of Political Economy*.
- Lucas, Robert E., and Nancy L. Stokey (1989), *Recursive Methods in Economic Dynamics*.
- Merton, Robert C. (1990, 1992), *Continuous-Time Finance*, Oxford, U.K.: Basil Blackwell, 1990. (Rev. ed., 1992.)
- Minsky, Hyman (1982), "The Financial-Instability Hypothesis: Capitalist processes and the behavior of the economy," in C. Kindleberger and Laffargue, editors, *Financial Crises*.
- Mishkin, Frederic S. (2008a), "Housing and the Monetary Transmission Mechanism," in *Housing, Housing Finance and Monetary Policy*, a Symposium Sponsored by The Federal Reserve Bank of Kansas City, Jackson Hole, Wyoming, August 30-September 1, 2007, pp. 359- 413, Federal Reserve Bank of Kansas City.
- Mishkin, Frederic S. (2008b), "Monetary Policy Flexibility, Risk Management, and Financial Disruptions," speech given at the Federal Reserve Bank of New York, New York, January 11. <http://www.federalreserve.gov/newsevents/speech/mishkin20080111a.htm>.
- Muellbauer, John N. (2008), "Housing, Credit and Consumer Expenditure," in *Housing, Housing Finance and Monetary Policy*, a Symposium Sponsored by The Federal Reserve Bank of Kansas City, Jackson Hole, Wyoming, August 30-September 1, 2007, pp. 267-334, Federal Reserve Bank of Kansas City.

- Mundell, Robert A. (1962.), "The Appropriate Use of Monetary and Fiscal Policy for Internal and External Stability," *IMF Staff Papers*, reprinted in Robert A. Mundell, *International Economics*, 1968.
- OECD (2008), "The implications of supply-side uncertainties for economic policy," *OECD Economic Outlook*, May, Chapter 3.
- Olson, Mancur (1965) [1971]. *The Logic of Collective Action: Public Goods and the Theory of Groups, Revised edition*, Harvard University Press.
- Philip, R., P. Coelho and G. J. Santoni (1991), "Regulatory Capture and the Monetary Contraction of 1932: A Comment on Epstein and Ferguson," *The Journal of Economic History*, Vol. 51, No. 1, March, pp. 182-189.
- Plosser, Charles I. (2007), "House Prices and Monetary Policy," Lecture, European Economics and Financial Centre Distinguished Speakers Series, July 11, London, UK. http://www.philadelphiafed.org/publicaffairs/speeches/plosser/2007/07-11-07_euroecon-finance-centre.cfn.
- Quah, Danny, and Shaun P. Vahey, (1995). "Measuring Core Inflation?" *Economic Journal*, Royal Economic Society, vol. 105(432), pages 1130-44, September.
- Rich, Robert, and Charles Steindel (2007). "A comparison of measures of core inflation," *Economic Policy Review*, Federal Reserve Bank of New York, issue Dec, pages 19-38.
- Small, David H., and James A. Clouse (2004), "The Scope of Monetary Policy Actions Authorized under the Federal Reserve Act," Board of Governors of the Federal Reserve System Research Paper Series, FEDS Papers 20004-40, July.
- Spaventa, Luigi (2008), "Avoiding Disorderly Deleveraging," CEPR Policy Insight No. 22, May; <http://www.cepr.org/pubs/PolicyInsights/PolicyInsight22.pdf>.
- Stigler, G. (1971), "The theory of economic regulation," *Bell J. Econ. Man. Sci.* 2:3-21.
- Summers, Lawrence (2008), "Why America Must Have a Fiscal Stimulus," *Financial Times*, Op-Ed Column, January 6.
- Trichet, Jean-Claude (2008), Introductory statement, August 7. <http://www.ecb.int/press/pressconf/2008/html/is080807.en.html>.
- Wolf, Martin (2008), "How imbalances led to credit crunch and inflation," *Financial Times* column, June 17.
- Woodford, Michael (2003), *Interest & Prices; Foundations of a Theory of Monetary Policy*, Princeton University Press, Princeton and Oxford.

Commentary: Central Banks and Financial Crises

Alan S. Blinder

Buiter papers don't pull punches. They have attitude. They often feature an alluring mix of brilliant insights and outrageous statements. And they tend to be verbose. This tome displays all those traits. But since it runs 141 pages, I have about 6 seconds per page. So I must be selective. I will therefore concentrate on two big issues: Generically, what are the proper functions of a central bank? Specifically, has the Fed's performance in this crisis really been that bad? Starting with the second.

Does the Fed deserve such low marks?

Willem's critique of the Fed boils down to saying it was both too soft-hearted and extremely muddled in its thinking. Its attempts to avoid painful adjustments that were necessary, appropriate, and in many ways inevitable have planted moral hazard seeds all over the financial landscape. And its entire framework for conducting monetary policy is fundamentally wrong. Other than that, it did well!

Now, you have to give credit to a guy with the nerve to come here, with black bears on the outside and the FOMC on the inside, and be so critical of the Fed—which has earned kudos in the financial community. But those very kudos, Willem says, are symptomatic of a deep problem. In his words, “a key reason [for the policy errors] is

that the Fed listens to Wall Street and believes what it hears...the Fed is too close to the financial markets and leading financial institutions, and too responsive to their special pleadings, to make the right decisions for the economy as a whole” (pg. 599-600).

There is a valid point here. I am, after all, the one who warned that central banks must be as independent of the markets as they are of politics—that they must “listen to the markets” only in the sense that you *listen* to music, not in the sense that you *listen* to your mother—and that central banks sometimes fail to do so.¹ But has the Fed really done as badly as Willem says?

I think not. While the Fed’s performance has not been flawless, I think it’s been pretty good *under the circumstances*. Those last three words are important. Recent circumstances have been trying and, in many respects, unique. Unusual and exigent circumstances, to coin a phrase, require improvisation on the fly—and improvisation is rarely perfect. So I give the Fed high marks while Willem gives them low ones.

Let me illustrate the different grading standards with a short, apocryphal story that Willem may remember from his childhood in Holland (even though it’s based on an *American* story). One day, a little Dutch boy was walking home when he noticed a small leak in the dike that protected the town. He started to stick his finger in the hole. But then he remembered the moral hazard lessons he had learned in school. “Wait a minute,” he thought. “The companies that built this dike did a terrible job. They don’t deserve a bailout, and doing so would just encourage more shoddy construction. Besides, the foolish people who live here should never have built their homes on a flood plain.” So the boy continued on his way home. Before he arrived, the dike burst and everyone for miles around drowned—including the little Dutch boy.

Perhaps you’ve heard the Fed’s alternative version of the story. In this kinder, gentler version, the little Dutch boy, somewhat desperate and worried about the horrors of a flood, stuck his finger in the dike and held it there until help arrived. It was painful and not guaranteed to work—and the little boy would rather have been doing other

things. But he did it anyway. And all the people who lived behind the dike were saved from the error of their ways.

While you decide which version you prefer, I will take up three of Willem's six criticisms of the Fed's monetary policy framework. I don't have time for all six.

The risk management approach

First, methinks the gentleman doth protest too much about the difference between optimization with a quadratic loss function and the Fed's risk management approach, which allegedly focused exclusively on output while ignoring inflation. Many of you will recall that, at the 2005 Jackson Hole conference, some of us debated whether these two approaches were different *at all*.² I think they are different. But the truth is that, with a quadratic loss function, any shock that raises the unemployment forecast and lowers the inflation forecast should induce easier monetary policy. You don't need minimax or anything fancy to justify rate cuts.

Welcoming a recession?

Second, the spirit of Andrew Mellon apparently lives on in the person of Willem Buiter. Mellon's famous advice to President Hoover in 1931 was:

Liquidate labor, liquidate stocks, liquidate the farmers, liquidate real estate. It will purge the rottenness out of the system... . People will work harder, live a more moral life...and enterprising people will pick up the wrecks from less competent people.

Willem's advice to Chairman Bernanke in 2008 is that the U.S. economy needs a recession—and the sooner the better. Why? Because a recession is the only way to whittle the current account deficit down to size—you might say, to “purge the rottenness out of the system.” Is that really true? What about expenditure switching at approximate full employment? Isn't that what we did, approximately, during the Clinton years—using a policy mix of fiscal consolidation and easy money?

Core or headline inflation?

Third, I still think the FOMC is correct to focus more on core than headline inflation. Let me explain with the aid of a quotation from Willem's paper and some charts from a forthcoming paper by Jeremy Rudd and me.³ Willem observes that, "Core inflation is relevant to the price stability leg of the Fed's mandate to the extent that it is a superior predictor of future headline inflation, over the horizon that the Fed can influence headline inflation" (pg. 559). Exactly right.⁴ Let's apply that idea.

Chart 1 depicts the simplest and most benign case: an energy price spike like OPEC II. The relative price of energy shoots up *but then falls back to where it began*. The right-hand panel, based on an estimated monthly pass-through model, shows that such a shock should, first, boost headline inflation way above core, but subsequently push headline well *below* core. The effects on both headline and core inflation beyond two years are negligible. It seems clear, then, that a rational central bank would focus on core inflation and ignore headline.

Chart 2 shows a less benign sort of energy shock: The relative price of energy jumps to a higher plateau *and remains there*. OPEC I was a concrete example. Once again, the right-hand panel shows that headline inflation leaps above core, but then converges quickly back to it. However, this time core and headline wind up permanently higher. They are also substantially identical after about seven months. So, over the relevant time horizon, it seems that the central bank should again concentrate on core, not headline.

Chart 3 depicts the nastiest case which, unfortunately, may apply to the years since 2002. Here the relative price of oil keeps on rising for years. As you can see, both headline and core inflation increase, and there is no tendency for headline to converge back to core. In this case, one can make a coherent argument that the central bank should focus on headline inflation.

So is Willem's criticism correct? Well maybe, but only with the wisdom of hindsight. When there are big surprises, you can be right

Chart 1

Effect of a temporary spike in energy prices

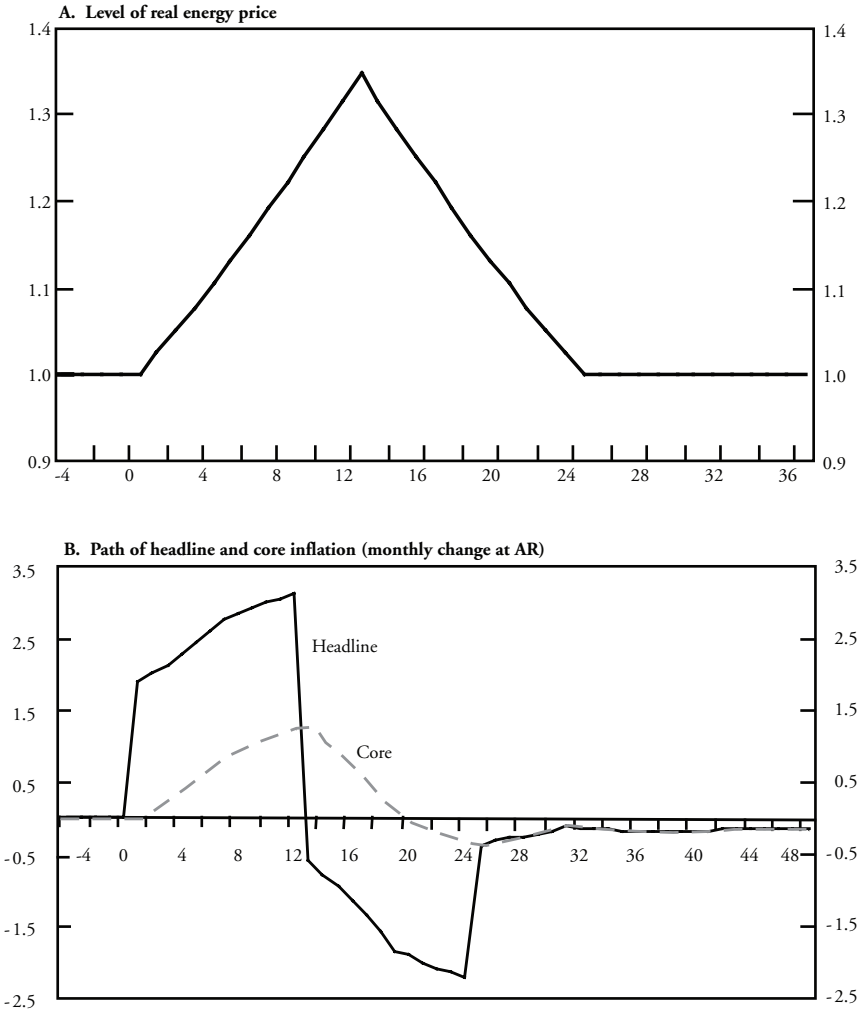


Chart 2

Effect of a permanent jump in energy prices

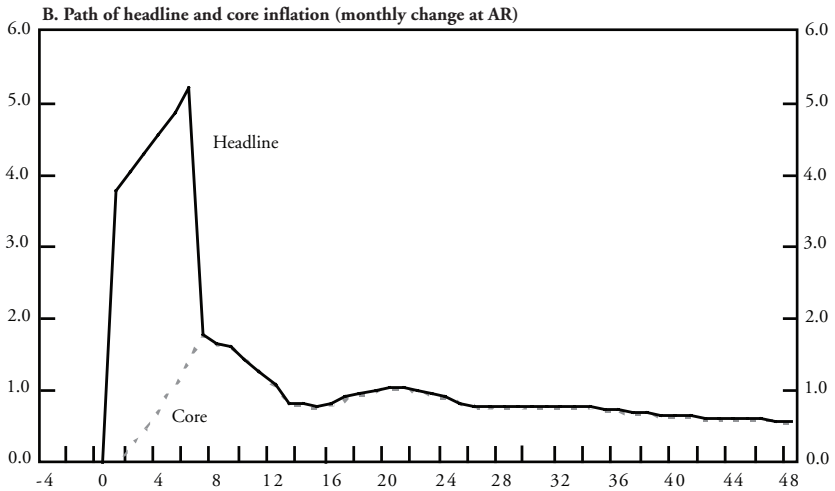
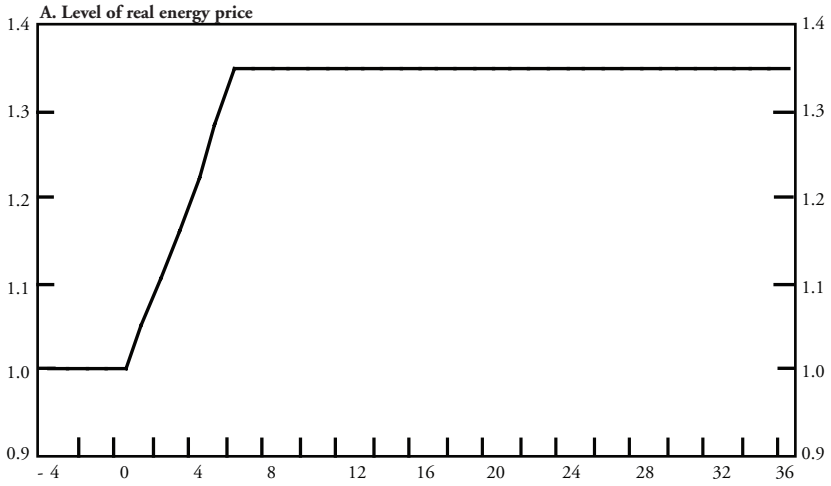
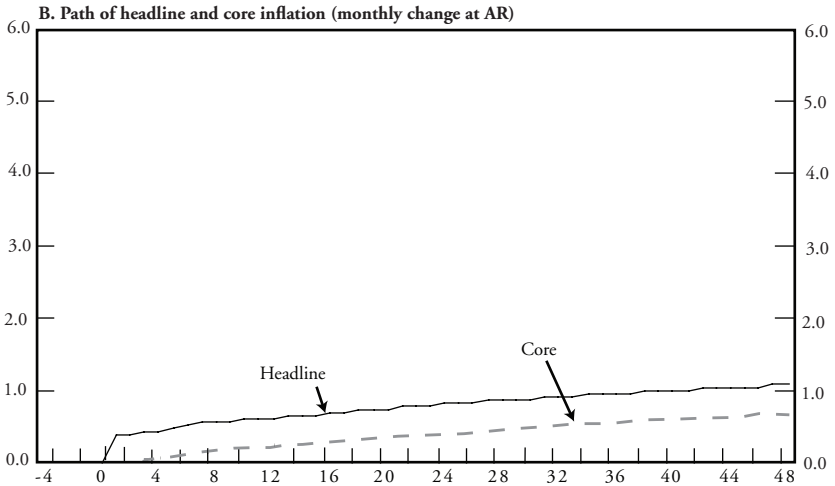
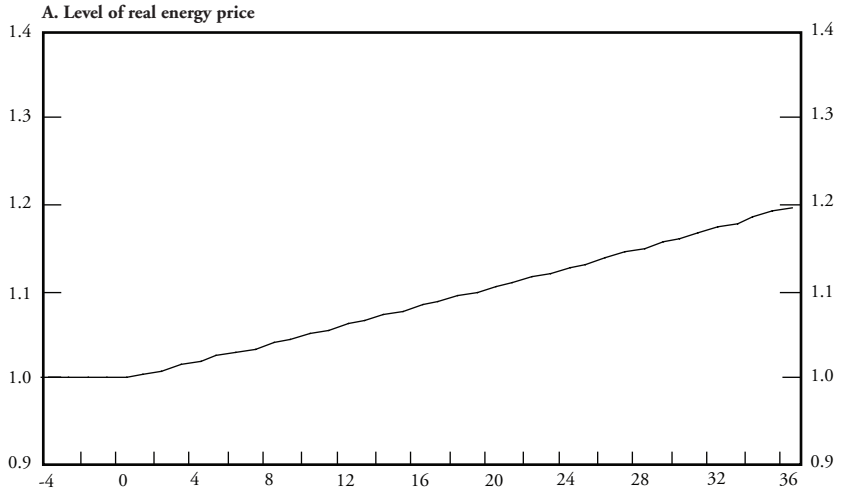


Chart 3 Effect of a steady rise in energy prices



ex ante but wrong *ex post*. It is well known that the Fed does not attempt to forecast the price of oil but uses futures prices instead. It is also well known that futures prices underestimated subsequent actual prices consistently throughout the period, regularly forecasting either flat or declining oil prices. Thus the Fed inherited and acted upon the markets' mistakes—a forgivable sin, in my book. Remember also that no relative price can rise without limit. Oil prices are finally plateauing or coming down, which will restore the case for core.

While I could spend more time defending the FOMC against Willem's many charges, I think I've now said enough to ingratiate myself to our hosts. So let's proceed to the more generic issues.

What should a central bank do?

On our first day in central banking kindergarten, we all learned that a central bank has four basic functions:

1. to conduct macroeconomic stabilization policy, or perhaps just to create low and stable inflation; let's call this "monetary policy proper;"
2. to preserve financial stability, which sometimes means acting as lender of last resort;
3. to safeguard what is often called the financial "plumbing"; and
4. to supervise and regulate banks.

Willem doesn't much care for this list. In previous incarnations, he has argued that the central bank should pursue price stability *and nothing else*, including no responsibility for either unemployment or financial stability.⁵ But here he changes his mind and focuses on the lender of last resort (LOLR) function, number 2 on the list. In doing so, he ignores the plumbing issue entirely; he argues that central banks should not supervise banks; and he even suggests—heavens to Betsy!—transferring responsibility for monetary policy decisions elsewhere. I respectfully disagree on all counts.

Monetary policy proper

On the second day of central banking kindergarten, we all learn that most central banks have multiple monetary policy instruments, including the policy interest rate (in the U.S., the federal funds rate) and lending to banks, which itself includes price (in the U.S., the discount rate), any sort of quantity rationing (including “moral suasion”), and the LOLR function. Willem muses about separating the responsibility for interest rate from this other stuff, which would be quite a radical step.

Why? He explains that while the central bank will “have to *implement* the official policy rate decision...it does not have to make the interest rate *decision*” because it is “not at all self-evident” that the same skills and knowledge are needed to set the interest rate as to manage liquidity (pg. 530). “Not at all self-evident” seems a pretty thin basis for such a momentous change.

On behalf of all the current and past central bankers in the room, may I suggest that it *is* self-evident that the lender of last resort should also set the interest rate? Reason #1: Emergency liquidity provision occasionally becomes an integral and vital part of monetary policy just as they taught us in central banking kindergarten. Having the Fed set the discount rate while someone else sets the funds rate is akin to putting two sets of hands on the steering wheel. Reason #2: Aren't we really concerned about financial stability because of what financial *instability* might do to the overall economy? Who, after all, cares about even wild gyrations in small, idiosyncratic financial markets that have negligible macro impacts? Reason #3: If we take interest rate setting away from the central bank, to whom shall we give it? To a decisionmaking body without the means to execute its decision? To an agency that will almost certainly be less independent than the central bank?

Safeguarding the financial plumbing

To my way of thinking, but apparently not to Willem's, one reason central banks have LOLR powers is precisely to enable them to keep the plumbing working during crises. And indeed, central banks

throughout history have used the window lending for precisely this purpose. I submit that this connection is also self-evident.

Bank supervision

I come, finally, to the most controversial function. Whether or not the central bank should supervise banks has been vigorously debated for years now, and there are arguments on both sides. Or perhaps I should say there *were* arguments on both sides until the Northern Rock debacle showed us what can happen when a central bank doesn't know what's happening inside a bank to which it might be called upon to lend. Yet, somehow, Willem reaches the opposite conclusion. Why? Because he claims that "cognitive regulatory capture" led the Fed astray. Yet he himself acknowledges that "institution-specific knowledge...made the Fed an effective lender of last resort" (pg. 613). I could rest my case on that statement. It would seem peculiar to leave the lender of last resort ignorant of the creditworthiness of potential borrowers.

Market maker of last resort

While Willem generally wants to clip the central bank's wings, he does want to expand the LOLR function to what he calls acting as the MMLR. I don't much care for the name, since market making normally means buying and selling to smooth or profit from price fluctuations. But what Willem *means* by MMLR makes sense: "during times when systemically important financial markets have become disorderly and illiquid...the market maker of last resort either buys outright...or accepts as collateral...systemically important financial instruments that have become illiquid" (pg. 525).

Ironically, that description fits the Fed's recent lending policies to a tee. However, Willem raises two legitimate criticisms. First, the Fed values the collateral it takes at prices provided by the clearing banks—which seems rather too trusting. I agree. Second, the Fed has ignored Bagehot's advice to charge a penalty rate. Lending below market is like making a fiscal transfer—which Willem justifiably questions. But I part company when he argues that central banks should lend *only* at appropriate risk-adjusted rates. Because the LOLR serves a

social purpose broader than profit maximization, it is easy to justify expected risk-adjusted losses in an emergency.

In sum, while there is surely room for improvement around the edges, I don't believe that either the structure or framework of U.S. monetary policy needs the kind of wholesale overhaul that Willem recommends. Cosmetic surgery, maybe. But not a lobotomy.

Endnotes

¹See Alan S. Blinder, *Central Banking in Theory and Practice* (MIT Press, 1998), pp. 59-62, which was expanded upon in Alan S. Blinder, *The Quiet Revolution* (Yale, 2004), Chapter 3. These first of these books was the Robbins Lectures given at the LSE in 1996, which were in turn based on my Marshall Lectures, given at Cambridge in 1995 and hosted by Professor Willem Buiter!

² See Alan S. Blinder and Ricardo Reis, “Understanding the Greenspan Standard”, in Federal Reserve Bank of Kansas City, *The Greenspan Era: Lessons for the Future* (proceedings of the August 2005 Jackson Hole conference), pp. 11-96 and the ensuing discussion.

³Alan S. Blinder and Jeremy Rudd, “The Supply-Shock Explanation of the Great Stagflation Revisited”, paper under preparation for the NBER conference on The Great Inflation, September 2008.

⁴Neither Buiter nor I mean to imply that past inflation is the *only* variable relevant to forecasting future inflation.

⁵Willem Buiter, “Rethinking Inflation Targeting and Central Bank Independence,” inaugural lecture, London School of Economics, October 2006.

Commentary: Central Banks and Financial Crises

Yutaka Yamaguchi

I want to thank first the Kansas City Fed for inviting me to this splendid symposium. I have found Dr. Buiters's paper long, comprehensive, thought-stimulating and, of course, provocative. It is an interesting read unless you belonged to one of the targeted institutions. In what follows, I will talk more about my own observations mostly on the Fed, rather than offer direct comments on the paper, but I hope my remarks will cross the path of Dr. Buiters's here and there.

The author is highly critical of the Fed's performance in the past year, particularly in monetary policy. The sharp contrast between the Fed and the ECB (and the Bank of England) in monetary policy raises a legitimate question of why the Fed has been so aggressively easing.

The Fed's trajectory since last summer appears to me broadly consistent with the weakening U.S. economic growth and the Fed's dual mandate. But the Fed would not have eased as much as it has if it had not adhered to the "risk management" aspect of monetary policy. The relevant risks here are twofold: a financial systemic instability and inflation. They are both hard to reverse once set in motion or embedded in the system. They point to different policy responses.

The Fed must have weighed the relative importance of these threats and “gambled,” to borrow the word used by Martin Feldstein, to place higher emphasis on the risk of financial disruptions leading to even weaker economic activity. I am sympathetic to this decision and therefore to the Fed’s monetary policy trajectory since last summer.

Now let me examine this “risk management” approach in a broader perspective. As I do so, I’ll be a bit less sympathetic. This approach is a key component of the so-called “clean up the mess after a bubble bursts” argument. It has been a conventional wisdom in recent years among many central bankers around the world. But the ongoing crisis prompts me to revisit the argument. Three questions come to my mind.

The first is about the timing of such “clean up” operation. Taking a look at the Japanese episode first, the Tokyo stock market peaked at the end 1989. The Bank of Japan began to cut the policy rate one-and-a-half years later in July 1991. The lag from the property market peak is a bit ambiguous, given the nature of the market, but it was probably a little shorter. Twenty-some years later, the U.S. housing market peaked in the second half of 2005. The Fed started to ease two years later. Thus, there is striking similarity between the two countries in the timing of the first interest rate cut after a major bubble burst. The similarity has good reasons: It is difficult to recognize on real time if a bubble has in fact burst or not; it is also difficult to ease monetary policy when economic growth still looks robust and financial markets still stable. Yet if the central bank waited till a turbulence has erupted, it might well be too late. When should the central bank start the mopping-up operation?

The second question relates to the exceptional uncertainty in the post-bubble period. We observe in the U.S. economy today unique and substantial uncertainty over the extent of housing price decline, magnitude of losses incurred by the financial system, strength of financial “headwind” against the economy, inflationary potential and so on. These special forces tend to cloud the economic and price picture and, if anything, should make it more difficult for the central bank to take “decisive” actions. Such uncertainty is not new nor is limited to the current U.S. scene. We went through a similar phase of extraordinarily low visibility in the early 1990s. In fact, concern

about a resumption of asset price inflation was rather prevalent even a few years after the stock and property market peaks. It is sometimes argued that Japanese monetary policy failed to take early on some decisive easing actions, such as large and permanent interest rate reduction. The failure to do so, the argument goes, led the economy to deflation. Such argument is totally negligent of the then-existing uncertainty and seems to me quite unrealistic.

Uncertainty over the state of the financial system is particularly relevant for the central bank. When the financial system gets badly impaired in terms of its capital, it becomes vulnerable to shocks. Sentiment shifts often and false dawn arrives a number of times. Above all, monetary policy transmission seriously weakens if not totally breaks down. In the case of Japan, systemic stability was restored only when significant capital was injected into the banking system using public funds. In my view, the lesson to draw from the Japanese episode should be, above all, the importance of an early and large-scale recapitalization of the financial system. How it can be done should vary according to the given circumstances and national context.

The third and last question as regards the “clean up the mess strategy” is that it is inappropriately generalizing one specific experience of addressing the collapsing tech bubble by aggressive rate cuts. But the tech bubble was not after all a major credit bubble. It did not leave behind a massive pile of nonperforming assets. The U.S. financial system was able to emerge from the bubble’s aftermath relatively unscathed. The tech bubble and its aftermath was, if I may say so, an easier type to “clean up” ex-post; it does not have universal applicability to other episodes. From the standpoint of securing financial stability, credit bubbles should be the focus of attention.

This brings me to the final segment of my remarks: the role of monetary policy vis-à-vis credit cycle. Proposals abound these days on how to restrain excessive credit growth in times of upswing. Most of them, including Dr. Buiter’s, advocate some regulatory measures. Few are in favor of “leaning against the wind” by monetary policy—so had I thought until I listened to Prof. Shin yesterday.

Some proposals to use regulatory measures appear sensible. However, I remain skeptical if a regulatory approach alone would work. I happen to belong to the dying species of former central bankers who have had experiences in the past in direct credit controls. Even in the days of heavily regulated banking and financial markets, outright controls tended to invite serious distortions in credit flows. Bank of Japan's guidance on bank lending, for example, was clearly more effective when supported by higher interest rates, as higher funding cost partially offset the banks' incentive to lend. That was then. The world has vastly changed, and we now live in highly sophisticated financial markets. Still, importance of affecting the incentives has not much changed. For instance, if we look at the sequence of what happened in the run-up to the current crisis, there was a sustained easy money and low interest rate environment, which drove market participants to search for yield, which resulted in much tighter credit spreads, which then prompted many players to raise leverage, and things collapsed. Simply capping on leverage, for instance, might invite circumventions and distortions unless the root cause of credit expansion was not addressed.

I believe a more balanced and symmetric approach to address credit cycles, including "leaning against the wind" by monetary policy, is worth considering in the pursuit for both monetary and financial stability.

General Discussion: Central Banks and Financial Crises

Chair: Stanley Fischer

Mr. Fischer: We all quote Bagehot selectively and forget he operated in a fixed exchange rate environment. Willem says the U.S. has to get the current account adjusted and at the same time should be running higher interest rate policies. The dollar must be an essential part of any of that adjustment, and higher U.S. interest rates don't help in that regard. The Bagehot rules don't translate exactly to a system where the exchange rate is flexible.

Secondly, about Mundell's Principle of Effective Market Classification. One of the first things that we learned in micro is about constrained optimization. Sometimes you have one constraint and two objectives, and you have to trade off between them. That's micro. In macro and in the Mundell Principle—incidentally I learned of it as being Tinbergen's Principle—rhetoric tends towards the view that you need as many instruments as targets, and that tradeoffs somehow are not allowed. We all frequently say, "Well, the Fed's only got one instrument. It has to fix the inflation rate." There may be reasons of political economy to say that, but it's not true in general that you can't optimize unless you have as many instruments as targets.

Mr. Barnes: In criticizing the Fed for being too sensitive to perceived downside risks in the economy, Willem asserted it's easier for a central bank to respond to a sharp downturn in activity than to

respond to embedded inflation expectations. That may be true a lot of the time, but it is not clear to me it is true in the context of a post-credit boom when you have high risk of negative feedback loops. I would argue the experience of Japan suggests it can be very difficult to get out of an economic downturn in that kind of environment.

Mr. Makin: I very much enjoyed all three presentations. I wanted to very quickly ask the question regarding the little boy with his finger in the dike.

First, is the little boy the Fed, the Treasury, or some other institution? Secondly, I think you said, "He keeps his finger in the dike until help arrives and everybody is better off."

What if it takes a really long time for help to arrive in the sense he stuck his finger in the dike and a big wave came along called a recession? What would he do then? Those become critical issues. Finally, in order to influence the answer, I would suggest the bad wall construction was probably the fault of the commercial banks and the people. Silly to be living on the flood plain are the real estate speculators. Maybe with that richer texture, you could comment.

Mr. Frenkel: At this conference, we have discussed issues on housing, financial markets, regulation, incentives, moral hazard, etc., but we have discussed very little the macro picture. That is also the way I see Willem's paper.

Three years ago at this conference, we said the current account deficit of the United States is too big, it is not sustainable, and it must decline. The U.S. dollar is too strong, it is not sustainable, and it must decline. The housing market boom is not sustainable; prices must decline. The Chinese currency, along with other Asian currencies, is too weak; they must rise. Some even said interest rates may be too low and pushing us into more risky activities, so we must think about risk management.

Here we are three years later and all of these things have happened. We may have had too much of these good things. There are a lot of spillover effects, negative things or whatever. But what we have had is a massive adjustment that was called for, needed, and recognized.

Within this context, the question is, How come all of these disruptions have not yet caused a deeper impact on the U.S. real output? There the answer is the foreign sector. We have had a fantastic cushion coming from the foreign sector. In fact, if you look at U.S. growth, you see all the negative contributions that came from the housing shrinkage were offset by the positive contribution that came from exports. That positive contribution was induced among others by the declining dollar and all of the things we knew had to happen.

In fact, we are in a new paradigm in which last year 70 percent of world growth came from emerging markets and only 30 percent from the advanced economies. Within this context, when the dust settles and the financial crisis is behind us, and the lessons are learned, let's remember one thing. This cushion of the foreign sector is essential for the era of globalization.

All of these calls for protectionism that are surfacing in Washington and elsewhere, including the U.S. election debate, would be a disaster. The only reason why the United States is not in a recession today, in spite of the fact there is a significant slowdown, is the foreign sector. We can talk about extinguishing fires and all of these other things, but we need to remember the macro system must produce current account deficits and imbalances that do not create incentives for protectionism. Let's bring the discussion back to the macro issues.

Mr. Mishkin: When I read this paper, I said this paper has a lot of bombs, but maybe a better way to characterize it is there are a lot of unguided missiles that have been shot off now in this context. I only want to deal with one of them, which is the issue of the risk management precautionary principle approach.

Willem is even stronger in his statement because he just called it "bogus" in the paper, but actually calls it "bogus science" in his presentation. His reasoning here is the only reason you would use a precautionary principle, or this risk management approach, which many know I advocated, is because of potential for irreversibility in terms of something bad happening.

He goes to the literature on environmental risk to discuss this. I wish he had actually read some of the literature on optimal monetary

policy because it might have been very helpful in this context. Indeed, the literature on optimal monetary policy does point out when you have nonlinearities, where you can get an adverse feedback loop, in particular the literature I am referring to—which has been very well articulated—is on the zero lower bound interest rate literature. In fact, it argues what you need to do is act more aggressively in order to deal with the potential for a nonlinear feedback loop. On that context, the issue of science here does have something to say, and we do have literature on optimal monetary policy that I think is important to recognize in terms of thinking about this.

One other thing is that Mr. Yamaguchi mentioned the Adrian-Shin paper. I didn't make a comment on that before, but one little comment here. What that paper does—which is very important—shows there is another transmission mechanism of monetary policy. That was very important. It indicates you should take a look at that in terms of assessing what the appropriate stance of monetary policy should be.

It does not argue you have to go and lean against the wind in terms of asset price bubbles. We should be very clear in terms of what the contribution of the paper was. In this case, I am agreeing with Willem, just so we even it up.

Mr. Trichet: I thought the session was particularly stimulating. Alan, you said it was not Willem's habit to pull punches. Well, I think we had a demonstration because we had our own punches, too.

I would like to make two points. The first point is to see in which universe the various central banks are placed. For us, things are very clear. We have—as I have often said—one needle in our compass. We don't have to engage in any arbitrage between various goals. We have a single goal, which is to deliver price stability in the medium term.

It is true that at the very beginning of the turmoil and turbulences in mid-2007, we thought it was very important to make this point as clearly as possible. It was nothing new there, of course, because it was only a repetition of what we had always said. It was understood quite correctly that we had one needle in our compass, and we were very clear in saying that we then would strictly separate between what was

needed for monetary policy to deliver price stability in the medium term and what was needed to handle the operational framework in a period of very high tensions in the money market.

My second point relates to the remark by Willem or Peter before, namely that the ECB did pretty well in the circumstances of turmoil in terms of the handling of the operational framework.

After further reflection, and taking due account of the very special natural environment of Jackson Hole that is full of biodiversity, it seems to me that the notion to consider regarding the origin of our operational framework is diversity. We had to merge a lot of various frameworks in order to have our system operate from the very start of the euro. Three elements stand out: first, in contrast to the Bank of England or the Fed, we accepted private paper from the very beginning in our operational framework, which was a tradition in at least three countries, including Germany, Austria, France, and others.

Second, we could refinance over three months because again it was a tradition which had been a useful experience in a number of countries, again including Germany. And third, we had a framework with a very large number of counterparties, which appears to have been, in the circumstances, extraordinarily useful because we could provide liquidity directly to a very broad set of banks and did not need to rely on a few banks to onlend liquidity received from the central bank.

All this, I would say, was the legacy of the start of the euro. It permitted us to go through the full period without changing our operational framework. Of course, we continuously reviewed this framework, as we have done in the past before the turmoil as well.

Again, I believe that the diversity of the origin of our operational framework, due to the fact we had to merge a large number of traditions and a large number of experiences, proved very valuable.

That being said, we have exactly the same problems as all other central banks. We still are in a market correction. For a long time, I hesitated to mention the word “crisis” myself and preferred to label it “a market correction of great magnitude with episodes of a high level of

volatility and turbulences.” I remained with this characterization until, I would say, Bear Stearns. Now I am prepared to speak of a crisis.

Let me conclude by saying how useful I find interactions like this one. We need a lot of collegial wisdom to continue to handle the situation, and I will count on our continuous exchange of experiences and views.

Mr. Sinai: Of the many, many points in this interesting paper, there are two I want to comment on. One is in support of Professor Buiter, and the other is not.

One is on core inflation, and the other is on the asset bubbles and whether central banks should intervene earlier. On this last one, I don't really see how the consequences of asset bubbles are in current existing policy approaches, looking back over the last few bubbles we have had, either in the policy framework at the time and policy rates or in financial markets.

For example, the U.S. housing boom-bust cycle and housing price-asset bubble bursting. It is a bust and I would argue that we are in the midst, and still are, of an asset-price bubble bursting. We also have a credit and debt bubble, and those prices and those securities that represent that have been bursting and declining as well. We see that all around us all the time.

I don't think that was in the approaches of any central bank a year or two ago—the consequences of what we see today and of what is showing up in terms of the impacts. Similarly so, the dot-com stock market bubble's bursting—and some people call the general U.S. stock market bubble bursting in 2000-01—that wasn't in the existing approach to monetary policy, and its consequences surely affected the future distribution of outcomes.

For an issue of not leaning against the wind and not acting preemptively in an insipient bubble, these two examples in the recent history convince me we ought to seriously consider alternatives to waiting, to waiting until after a bubble bursts—that is, what you call the Greenspan-Bernanke way—and what I just heard Rick Mishkin continue to support. Of the choices available, there is a lot to be

said for finding methods to intervene earlier when you have insipient bubbles. That would be true for all central banks, and we have an awful lot of them.

There was sentiment here last year, I think Jacob Frenkel and Stan Fischer, increasing sentiment in the central bank community to think about intervening before a bubble bursts. So, I don't agree with you at all on that one.

On the issue of core inflation, I really do agree with you in terms of central banks and what they should focus on. The case of the U.S. core versus headline inflation rate is an example. Core inflation in the United States provides the lowest possible reading on inflation of all possible readings—that is the core consumption deflator. If you follow that one you are going to get the lowest reading on inflation of all the possible measures that exist on inflation. This means that you are going to run a lower interest rate regime, if you focus on that as the key inflation barometer. We did run a very low interest rate regime based on that for quite a long time, and we see the consequences of that today in what's going on in the highly leveraged events off the housing boom and bust.

Second, Alan, you showed us three charts. The third one, to me, is the most relevant because crude oil prices on average have been rising now for seven years, so it's hardly a temporary spike or a transitory spike. I think we would all agree it's part of a global demand-supply situation.

Finally, in taking those charts and making conclusions that core inflation will be a good predictor of headline inflation may have been true in the past, but given the changed structure of inflation and the global component of it this time, the econometrics of the backward-looking approach that is implicit in looking at those charts and drawing conclusions are subject to some concern.

Mr. Hatzius: I'd like to address Willem's assertion the Fed eased far too much, given the inflation risks. From a forward-looking perspective, which I think is the perspective that matters, the Fed's influence on inflation primarily works via its ability to generate slack in the economy. Even with the 325 basis points of cumulative easing, the economy is already generating very significant amounts of slack and

that is most clearly visible in the increase in the unemployment rate, from 4.4 percent early last year to 5.7 percent now.

Most forecasters expect the unemployment rate to increase further to somewhere between 6 and 7 percent over the next six to 12 months. That would resemble the levels we saw at the end of the last two recessions. In other words, we are already generating the very disinflationary forces that higher interest rates are supposed to generate, despite 325 basis points of monetary easing.

My question to Willem is, What is wrong with that analysis in your view? Is it that you disagree with the basic view of how Fed policy affects inflation—namely, by generating slack? Or is it that you think the sustainable level of output has fallen so sharply that a 6 to 7 percent unemployment rate will be insufficient to combat inflationary pressures? Or is it that you think these expectations of a 6 or 7 percent unemployment rate are simply wrong and the economy is going to bounce back in a fairly major way?

Mr. Harris: I wanted to underscore the idea that we can't make this simple comparison between European and U.S. monetary policy—Willem said in the paper there are rather similar circumstances in Europe and the United States. However, the U.S. economy has gone into this downturn much faster than Europe. The shocks to the U.S. economy are greater. We know the economy would have been in even worse shape if the Fed hadn't eased interest rates, and we also know it is not over. It is not over in the United States, and it is not over in Europe.

It may turn out that what happens is that Europe just lags the Fed in terms of rate cuts going forward. I don't understand the idea there are rather similar circumstances in Europe and the United States.

I have the same question as Jan Hatzius. With the unemployment rate headed well above 6 percent, what level of the unemployment rate would restore the Fed's credibility here?

Mr. Kashyap: There is a sentence in your paper I encountered on the airplane, so I did not have the Internet to check this. It says, "Ben Bernanke, Don Kohn, Frederic Mishkin, Randall Kroszner,

and Charles Plosser all have made statements to the effect that credit, mortgage equity withdrawal, or collateral channel through which house prices affect consumer demand is on top of the normal (pure) wealth effect.”

I don't remember all of those speeches, but I have read the Mishkin one pretty recently. There is a long passage in it directly contradicting this statement. If you are going to have these really tough comments, you need to have footnotes where you quote them verbatim. You can't say he essentially said this. For instance, in Rick's paper there are a couple of pages where he has this analogy that going to the ATM may Granger-cause spending even if it is only an intermediate step between your income and spending. In the same way, mortgage equity withdrawal may only be an intermediate step between greater household wealth and higher consumer spending. Maybe there is some other part of his story that I forgot, but it just doesn't seem to be fair because this is Fed publication and people will assume that it must have been fact checked—I doubt people are going to go back to read the speeches themselves. If you are going to say something like that, given you are already at 140 pages, what's the cost of going 170 pages and documenting it so that we could see?

[Note: Following the symposium, the author added an extended footnote as requested by Professor Kashyap.]

Mr. Muehring: The panel certainly lived up to its billing. I particularly wanted to note Mr. Yamaguchi's heartfelt commentary, which was something to think about on the way home.

I wanted to ask a question that goes to the one theme that seems to run throughout this conference, namely, is the central role of asset-based repo financing in the current crisis that Peter Fisher mentioned? It was also in the Shin paper, and several of the others, and can be seen in the liquidity hoarding by banks, who wouldn't accept somebody else's collateral and vice versa and thus this central critical importance of the haircuts in this crisis.

One is to ask, so, one, do the panelists think there is a way to restrain the leverage generated through the repo financing during the upswing? And, two, if they could make just a general comment on

the merits of the various term facilities the central banks—the Fed in particular—have created, do they see limits in what can be achieved through the term liquidity facilities and how do they envision the future place of the facilities if the central banks are required to be market makers of last resort going forward?

Mr. Weber: I only have a comment on one section of the paper, which deals with the collateral framework: Willem and I have discussed this in the past. He appears to have the misperception that the price or value of an illiquid asset is zero. This is why he believes that there is a subsidy implied in our collateral framework. But here are the facts.

We value illiquid assets at transaction prices, and it could be the price of a distressed sales or a value taken from indices, such as the ABX index that was discussed yesterday. In addition, we then take a haircut from that price and we are in the legal position to issue margin calls and ask for a submission of additional collateral to cover the value of the repo.

In the euro system, for example, the Bundesbank has banks pledge a pool of assets to the repo window, which is usually used between 10 to 50 percent. To cover the value of the outstanding repos, the entire pool is pledged to the central bank, and we can seize all that collateral to cover the amount due. Thus, I disagree with the statement that there is an implicit subsidy implied because the repo is well-covered due to these institutional provisions.

Let me make a second point. If you have a pool of collateral pledged and the use of that pool moves between 10 to 50 percent in normal times to a much higher use of collateral, it is a very good indication that banks need more backup liquidity, in the sense of central bank liquidity, and the bank may be in distress. Thus, the endogenous increase in the percentage use of the pool for us is a very good early indicator of potential liquidity problems of that bank in refinancing in the market because, as a consequence, it switches from market liquidity to repo liquidity.

To sum up, Willem, some of the allegations you make do not really hold up.

Mr. Buiter: First of all, I want to address the culturally sensitive issue—which is the little boy with his finger in the dike. That story was, of course, written by an American. No Dutchman would have written it because it is based on a wrong model. That hole in the dike that you can plug with your finger, you can leave alone quietly. It will not cause a flood. There was no threat.

It is also good to know that, despite the length of the paper, some people want to lengthen it. All I can say is, it's only this long because I didn't have time to write a shorter paper.

Very briefly, my point is not that circumstances weren't unusual and exigent and difficult for central banks, but even at the time the choices were made there was knowledge and other choices that could have been made. They are options available that would have been superior to the methods chosen.

One of them obviously is the way in which—take the Fed as an example—the PDCF and TCLF securities are priced. That is just crazy. You don't let borrowers (or the agent of the borrowers) determine the value of the collateral they offer you especially if it is illiquid. There are other options.

In the case of Bear Stearns, one wonders why exigent and unusual circumstances weren't invoked to allow it to borrow directly at the discount window. There are options that were open. In the case of the Bank of England, of course, the list of why did they wait so long, for the first few months when there was no lender of last resort. The facility accepts ad hoc ones when there turned out to be no deposit insurance worth anything and there was no insolvency regime for banks. It is quite extraordinary. So there were options that should have been used at the time.

On risk management: I fully agree with Alan. You don't need risk management, or whatever it is, to justify cutting rates. However, risk management was used to provide justification for cutting rates and especially the nonlinearities' irreversibility soft or light version of risk management. We all have our nonlinearities. You can put it at zero for the normal interest rates. Gross investment can't be negative either. But that is not a nonlinearity. That bias goes the other way.

So the notion that plausible systemically important nonlinearities would create a bias in favor of putting extraordinary weight on preventing a shock collapse of output rather than safeguarding it against high and rising inflation is not at all obvious to me. If the arguments aren't really strong, one shouldn't arbitrage the words from serious science into social science.

Alan selectively ended his quote on the core inflation at a point it would have contradicted what he said: "Core inflation is relevant to the price stability leg of the Fed's mandate to the extent that it is a superior predictor of future headline inflation, over the horizon the Fed can influence headline inflation." And then it goes on: "a better predictor not only than headline inflation itself, but than any readily available set of predictors."

So whether or not core inflation is a better predictor of headline inflation, headline inflation itself is neither here nor there. It's the best or necessary condition for being relevant, not as a sufficient condition.

That anybody should use univariant predictors for future inflation to formulate policy is a mystery to me. So, I just find that framework doesn't make any sense.

On core inflation, the key message is to statisticians especially: "Get a life!"

Get away from the monitor. Get away from the keyboard. Open the window. See whether there might be a structural break in the global economy that is not in the data—2.5 billion Chinese and Indians entering the world economy systematically raising the relative price of non-core goods and services to core goods and services is not something that has been happening on a regular basis in samples that are at our disposal. You have to be very creative and intelligent, not bound by whatever time series your research assistant happens to have loaded into your machine.

Can the central bank get timely information about liquidity and solvency of individual institutions without being supervisor and regulator? That is a key question. If there is a way of getting the information, without the regulatory and supervisory powers, which make

an interesting subject for capture, then we are in the game. In the United Kingdom—it was supposed to work this way with the Bank of England—tagging along was the FSA. It didn't work. There are institutional obstacles to the free, unconstrained, and timely flow of relative information. So, this is a deep problem.

I would think, if the central bank were not subject to capture, then I would prefer the interest rate decision be with the central bank. It is only when the central bank has to perform market maker and lender-of-last-resort functions is there is a serious risk of the official policy rate being captured, as I think it was in the U.S. That would be reason for moving it out. It is the second-best argument of institutional design.

On the quotes, I cited all the papers that I quoted. They are in there. I have the individual quotes, if you want them. I can certainly put them in, but especially your representation of the Mishkin paper, which I assume is the Mishkin paper I cited at length in the paper, is a total misrepresentation of that paper. There are two sets of simulations. One is just a regular wealth effect and the other is part of the wealth effect or financial assets. It is doubled to allow for a credit channel effect. There is very clearly in that particular paper a liquidity effect, a credit channel, or collateral effect on top of the standard wealth effect. I will append the paper, if that makes you happy.

Mr. Blinder: I wanted to square something Jean-Claude Trichet said and then just react to a couple of questions.

The legal mandates of the ECB and the Federal Reserve are different. It follows from that, that even if the circumstances were identical, you would expect different decisions out of the ECB governing counsel and the Federal Reserve. I wanted to underscore that.

Secondly, about the little Dutch boy: Willem is correct. It is an American tale, but I can tell him that, if I ever see a leak in the Lincoln Tunnel, I call the cops.

John Makin asked if it was the Fed or whoever was supposed to put the finger in the dike. Yes, it was the Fed because the Fed can and did act fast. Waiting for help? Yes, the Fed could have used more

help from the U.S. Treasury, for example, and over a longer time lag from the U.S. Congress, which it is going to get—grudgingly and slowly—and I might say from the industry. Let's leave it at that.

John asked the question, If there were a recession, then what would happen? If I can paraphrase Andrew Mellon, this is my answer. Liquefy labor, liquefy stocks, liquefy the farmers, liquefy real estate. It will purge the recession out of the system. People will have work and live a better life.

Finally, on core versus headline inflation: I really want to disagree with Allen Sinai and implicitly again with Willem. At the end of this, I am going to propose a bet with 150 witnesses.

Core inflation is only below headline inflation when energy is rising fast. When energy is rising slowly, it is above. Over very long periods of time, there is no trend difference between the two. Now there was between 2002 and 2008, I think. It looks like it's over, but who really knows if it's over?

But I do want to cite the theorem that no relative price can go to infinity. So, we know Chart 3 that I sketched just can't go on forever, no matter whether there is China, India, or what. It just cannot happen.

The concrete bet that I would propose to either Willem or Allen is that over the next 12 months—and you can pick the inflation rate (I don't care if it's PC or CPI)—the headline will be below the core. If you'll give me even odds on that, I'll put up \$100 against each of you.

Concluding Remarks

Stanley Fischer

When we met at this conference a year ago the financial crisis was just beginning and it was far from clear how serious it would be. By now, it is generally described as the worst financial crisis in the United States since World War II, which is to say, since the Great Depression. Further, as Chairman Bernanke told us in his opening address, the financial storm is still with us, and its ultimate impact is not yet known.

As usual, the Kansas City Fed has put together an excellent and timely program, both in the choice of topics and authors, and also in the choice of discussants. Before getting to the substance of the discussions of the last two days, I would like to make a number of preliminary points.

First, although this is widely described as the worst financial crisis since World War II, the real economy in the United States is still growing, albeit at a modest rate.¹ The disconnect between the seriousness of the financial crisis and the impact—so far—on the real economy is striking. At least three possibilities suggest themselves: first, the worst of the real effects may yet lie ahead; second, the vigorous policy responses, both monetary and fiscal, may well have had an impact; and third, perhaps, that although all of us here are inclined to believe the financial system plays a critical role in the economy,

that may not have been true of some of the financial innovations of recent years, a point that was made by Willem Buiter.

Second, the losses from this crisis, as a share of GDP, to the financial system and the government are likely to be small relative to those suffered by some of the Asian countries during the 1990s.² That may make it clearer why those crises have left such a deep impact on the affected countries.

Third, about warnings of the crisis: At policy-related conferences in recent years, the most commonly discussed potential economic crisis related to the unwinding of the U.S. current account deficit. That crisis scenario was based on the unsustainability of the U.S. current account deficit and the corresponding surpluses of China and other Asian countries, and more recently also of the oil-producing countries. In such scenarios, the potential crisis would have come about had the dollar decline needed to restore equilibrium become disorderly or rapid, creating inflationary forces that the Fed would have to counteract by raising its interest rate.

But there were also those who described a scenario based on a financial sector crisis resulting from the reversal of the excessively low risk premia that prevailed in 2006 and 2007, and in the case of the United States and a few other countries from the collapse of the housing price bubble. Among those warning about all or parts of this scenario were the BIS, with Chief Economist Bill White and his colleagues taking the lead, Nouriel Roubini, Bob Shiller, Martin Feldstein, the late Ned Gramlich, Bill Rhodes, and Stephen Roach. As in the case of most crises and intelligence failures, the question was not why the crisis was not foreseen, but why warnings were not taken sufficiently seriously by the authorities—and, I should add, the bulk of policy economists.

In his opening address, Chairman Bernanke noted the Fed's three lines of response to the crisis: sharp reductions in the interest rate; liquidity support; and a range of activities in its role as financial regulator. In his lunchtime speech yesterday, Mario Draghi, Governor of the Banca d'Italia, mentioned briefly the six areas on which the Financial Stability Forum's report, published in April, focuses. They

are: capital requirements; liquidity; risk management; transparency; credit rating agencies; and asset valuation (including the difficult and tendentious topic of mark-to-market accounting). All these topics received attention during the conference, and all of them are of course receiving attention from the authorities as they deal with the crisis, and begin to institute reforms intended to reduce the extent and frequency of similar crises in the future.

Rather than try to take up these topics one-by-one, it is easier to describe the conference by focusing on three broad questions, similar but not identical to those raised in the paper by Charles Calomiris:

- What are the origins of the crisis?
- What is likely to happen next, in the short run of a year or two, and when will growth return to potential?
- What structural changes should and are likely to be implemented to prevent the recurrence of a similar crisis, and to significantly reduce the frequency of financial crises in the advanced countries?

A fourth topic, the evaluation of central bank behavior in this crisis, was implicit in the discussion in much of the conference and explicit in the last paper of the conference, by Willem Buiter.

I. The Origins of the Crisis

The immediate causes of the financial crisis were an irrationally exuberant credit boom combined with financial engineering that (i) led to the creation of and reliance on complex financial instruments whose risk characteristics were either underestimated or not understood, and (ii) fueled a housing boom that became a housing price bubble, and (iii) led to a worldwide and unsustainable compression of risk premia. The bursting of the U.S. housing price bubble and the beginnings of the restoration of more normal risk premia set off a downward spiral in which a range of complex financial instruments rapidly lost value, causing difficulties for leading financial institutions and for the real economy. These developments gradually brought the Fed and the major central banks of Europe into action as providers

of liquidity to imploding financial institutions and markets, and later led to lender-of-last-resort type interventions to restructure and/or save financial institutions in deep trouble.

It has become conventional to blame a too easy monetary policy in the U.S. during the years 2004-2007 for the excessive global liquidity, but this issue was not much mentioned during the conference. The Fed may have taken a long time to raise the discount rate from its one percent level in June 2003 until it reached 5.25 percent three years later. But it should be remembered that the concern over deflation in 2003 was both real and justified.

More important in the development of the bubble in the housing market was the availability of financing that required very little—if any—cash down and provided low teaser rates on adjustable rate mortgages. As is well known, the system worked well as long as housing prices were rising and mortgages could be refinanced every few years. The fact that the housing finance system developed in this way reflects a major failure of regulation, a result in part of the absence of uniform regulation of mortgages in the United States, and in some parts of the system, the absence of practically any regulation of mortgage issuers. This was and is no small failure, whose correction is widely seen as one of the most pressing areas of reform needed as the U.S. financial regulatory system is restructured.

The first line of defense for the financial system should be internal risk management in banks and other financial institutions. These systems also failed, and their failure is even more worrisome than the failure of the regulators—for after all, it is very difficult to expect regulators, with their limited resources and inherent limits on how much they can master the details of each institution's risk exposure, to do better than internal risk management in fully understanding the risks facing an institution. Based on my limited personal experience—that is to say on just one data point—I do not believe the risk managers were technically deficient. Rather their ability to envisage extreme market conditions, such as those that emerged in the last year in which some sources of financing simply disappeared, was limited. Perhaps that is why we seem to have perfect storms, once in a century events, so regularly.

There is a delicate point here. If risk managers are required to assign high probabilities to extreme scenarios, such as those of the last year, the volume of lending and risk-taking more generally might be seriously and dangerously reduced. Thus it is neither wise nor efficient for the management of financial firms or their regulators to require financial institutions to become excessively risk averse in their lending. But if these institutions pay too little attention to adverse events that have a reasonable probability of occurring, they contribute to excesses of volatility and crises. The hope is that despite the moral hazard that will be enhanced by the authorities' justified reactions in this crisis, there is a rational expectations equilibrium that ensures a financial system that is both stable and less crisis prone—even though we all know we will not be able entirely to eliminate financial crises.

As Tobias Adrian and Hyun Song Shin stated in their paper, this is the first post-securitization financial crisis. With so much of the financial distress related to securitization, the “originate to distribute” model of mortgage finance has come under close scrutiny. Views are divided. Some see the loss of the incentive to scrutinize mortgages (or whatever assets are being securitized) closely as a major factor in the crisis, suggesting that the crisis would not have been so severe had the originators of the mortgages expected to hold them to maturity. This is clearly true. Others pointed out that securitization has been very successful in other areas, especially the securitization of credit card receivables, and that it would be a mistake to reform the system in ways that make it harder to continue the successful forms of securitization—another view that has merit.

A few years ago Warren Buffett described derivatives as financial weapons of mass destruction, at the same time as Alan Greenspan explained that new developments in the financial system, including ever-more sophisticated derivatives and securitization, enabled a better allocation of risks. It seems clear that in this crisis financial engineers invented instruments that were too sophisticated—at this point it is obligatory to refer to “CDOs squared”—for both their own risk managers and their customers to understand fully, and that this is part of the explanation for the depth and complexity of the

crisis. That is to say that the Buffett view is a better guide to the role of financial super-sophistication, at least in this crisis. But as with securitization, it would be a mistake to overreact and try to regulate extremely useful techniques out of existence.

The role of the rating agencies in this crisis has received a great deal of criticism, including in this conference. However, in considering reforms of the system, we should focus on the particular conflicts of interest that the rating agencies faced in rating the complex financial instruments whose nature was not well understood by many who bought them, and try to deal with those conflicts, while recognizing that external ratings by an independent agency will continue to be necessary for risk management purposes despite all the difficulties associated with that fact.

Let me turn now to leverage and liquidity, the latter the topic of the paper by Franklin Allen and Elena Carletti. It has repeatedly been said that this crisis was in large measure due to financial firms becoming excessively leveraged. This must have been said in one way or another about every financial crisis for centuries—and it was certainly said during the financial crises of the 1990s, including the LTCM crisis. Most financial institutions, notably including banks, make a living off leverage. Nonetheless, there should be leverage constraints—required capital ratios—for any financial institutions that receive or are likely to receive protection from the public sector. Of course, one element of the regulatory game is that regulators impose regulations and the private sector seeks ways around them. So regulators have to be on their toes.

Perhaps the worst breach in the regulation of bank leverage comes from the existence of off-balance sheet financing. There is no good reason to permit off-balance sheet financing, particularly when, as in the current crisis, items that many thought were off-balance sheet return to the balance sheet when they become problematic.

Liquidity shortages have been a central feature of this crisis, but that too is typically the case in financial crises. In their paper Allen and Carletti focus on the role of liquidity—particularly the hoarding of liquidity—in explaining several features of market behavior during the

crisis: the phenomenon that the prices of many AAA-rated tranches of securitized products other than subprime mortgages fell; that inter-bank markets for even relatively short-term maturities dried up; and the fear of contagion.

There is little doubt that required liquidity ratios will be imposed on financial institutions following this crisis, but it also has to be recognized that instruments that appear liquid during good times become illiquid during crises. Thus few instruments other than short-term government paper should be eligible as liquid for purposes of the liquidity ratio.

Several speakers and discussants raised the issue of compensation systems for traders and managers in the financial system. There is little doubt that the heads I win, tails you lose, nature of bonus payments contributes to excessive risk taking by traders. It remains to be seen whether it will be possible to change the compensation system to provide incentives that will more closely align private and social benefits and costs.

II. What Next?

As Chairman Bernanke noted in his opening remarks, the financial crisis is not yet over. At the time of the conference the most immediate problem on the agenda was the future of the GSEs, particularly Fannie Mae and Freddie Mac. As the financial crisis has deepened, as the housing market has deteriorated and housing prices have fallen, and as risk aversion has increased, the situation of these two massive housing sector financial institutions has worsened, to the point where the widespread belief that the government would stand behind them if they ever got into trouble was essentially confirmed by the authorities in July.

Because of a lack of clarity of the plan announced in July, the U.S. Treasury issued a more far-reaching plan in the first half of September. The two GSEs had become too big to fail, not only because of their role in the U.S. housing market, not only because of their political power in Washington, but also because their bonds constituted a significant share of the reserves of China, Japan and other countries.

A default on the liabilities of the GSEs would have had a major immediate impact on the exchange rate of the dollar, and long-lasting effects on market confidence in the dollar and its role as a reserve currency, and those were risks that the U.S. authorities rightly were not willing to take.

The GSE rescues in July and September followed the Bear Stearns intervention in March, and raised the question of what more it would take to stabilize the U.S. financial system, as well as the financial systems of Switzerland and the U.K., and possibly other countries. The special liquidity operations of the major central banks are part of the answer. Beyond that, there were suggestions to give more help to mortgage borrowers who now have negative equity in their houses. And more than one speaker referred to the need for a new Reconstruction Finance Corporation, without specifying what such an organization would be expected to do—probably if established it would be expected to help recapitalize the financial system.

Capital raising by stressed financial institutions is another component, though several speakers expressed doubts about the banks' capacity to raise capital at an affordable price at this time. Anil Kashyap, Raghuraj Rajan and Jeremy Stein suggested a scheme whereby banks would buy insurance that would provide capital in downturns or crises, with the insurance policy being one that makes a given amount of capital available to a bank in a well-defined event in which the overall condition of the banking system—for moral hazard reasons, not the condition of the bank itself—deteriorates. This is an interesting proposal, whose institutional details need to be worked out, but it is probably not relevant to the resolution of the current crisis.

The end of the housing price bubble and its impact on the financial system marked the start of the financial crisis, and the contraction of house-building activity was the main factor reducing the growth rate of the economy as the financial sector difficulties mounted. Martin Feldstein in his introductory remarks suggested that U.S. house prices still have 10-15 percent to fall to reach their equilibrium level, but that they may well overshoot on the downside, and thus prolong the crisis. He emphasized the negative effect of the decline in housing wealth on consumption and aggregate demand. Willem

Buiter argued that to a first approximation there is no wealth effect from a rise or decline in the price of housing for people who expect to continue to live in their house—or to put the issue another way, that the perfect hedge against a change in the cost of housing is to own a house. Nonetheless Buiter agreed that the availability of financing based on the owners' equity in the house would have an effect on aggregate demand.

A year after the start of the crisis, with the financial situation not yet stabilized, many ventured guesses as to how severe the downturn would be and how long it would continue. There seemed to be near unanimity that the recovery would not begin this year, and a majority view that growth in the U.S. would resume after mid-year 2009. The dynamics of recovery are complicated, for so long as the financial system continues to deteriorate, it will negatively affect the real economy, and the real economic deterioration in turn will have a negative effect on the financial crisis. That is why some conference participants believed that recovery in the U.S. would not take place until 2010.

III. Longer-term Reforms

The agenda for longer-term reform of the financial system to reduce the frequency and intensity of financial crises was laid out in the speech by Mario Draghi, which drew on the excellent report of the Financial Stability Forum which he chairs, published in April.³ Several other noteworthy reports, including the Treasury's report on the reorganization of financial sector supervision in the United States,⁴ two reports by the private sector Countercyclical Risk Management group, headed by Gerry Corrigan,⁵ and the report of the IIF, the Institute of International Finance,⁶ have also been published in the last several months.

The reform agenda suggested by the Financial Stability Forum has already been described, to reform capital requirements; liquidity; risk management; transparency; credit rating agencies; and asset valuation. In presenting a summary of the FSF Report, Mario Draghi emphasized the role that poor risk management, fueled by inappropriate incentives, had played in generating the crisis. He argued

that the strengthening and implementation of the Basel II approach would significantly align capital requirements with banks' risks. He also discussed ways of reducing the pro-cyclicality of the behavior of the banking system, and the need in formulating monetary policy to take account of financial sector developments—the latter a point developed in the persuasive paper by Adrian and Shin.

The reports of the Counterparty Risk Management Group have presented a set of recommendations to improve the plumbing of the financial system, particularly in trading and dealing with sophisticated and by their nature closely interlinked derivative contracts. Among the recommendations are to attempt to move more contracts to organized markets, and to impose some form of regulation. Further, in light of the huge volume of outstanding derivative contracts, the unwinding of a major financial company is bound to be extremely difficult and costly, despite the existence of netting contracts that in principle could make that process much less difficult. Hence there can be little doubt about the need for further work on market infrastructure.

In addition, this crisis has led to a rethinking of the structure of financial market regulation, centered on the role of the central bank in regulation. The apparent failure of coordination in the United Kingdom among the Treasury, the Bank of England, and the FSA in dealing with the Northern Rock case at a time when the central bank was called upon to act as lender of last resort, has led to a reexamination of the FSA model, that of a single independent regulator over the entire financial system, separate from and independent of the central bank. The Fed's role in the rescue of Bear Stearns, and the apparent extension of the lender of last resort safety net to investment banks has led many to argue that the Fed should supervise all financial institutions for whom it might act as lender of last resort—and the Fed has already reached an agreement with the SEC on cooperation in supervising the major investment banks, which have not until now been under the Fed's supervision.⁷

Historically supervision has been structured along *sectoral* lines—a supervisor of the banks, a supervisor of the insurance companies, and so forth. More recently the approach has been *functional*, in particular distinguishing between prudential and conduct-of-business supervision.

In the *twin-peaks* Dutch model, prudential supervision of the entire financial system is located in the central bank, and conduct of business supervision in a separate organization, outside the central bank. In the Irish model, both functions are located in the central bank.⁸ In Australia, prudential and conduct-of-business supervision are located in separate organizations, both separate from the central bank. As is well known, in the UK the FSA—the Financial Services Authority—is responsible for supervision of the entire financial system, and is located outside the central bank. Sometimes a third function is added—that of supervision of (stability of) the entire financial system, a responsibility that is typically assigned to the central bank.⁹ It is absolutely certain that the structure of supervisory systems will be revisited as a result of this crisis. One conclusion, I strongly believe, will be that prudential supervision should be located within the central bank.

Another issue that will be reexamined is the role of the lender of last resort, and how far the central bank's safety net should extend. The analytic distinction between problems of liquidity and solvency is helpful in thinking through the role of the lender of last resort, but the judgment of whether an institution faces a liquidity or a solvency problem is rarely clear in the heat of the moment. Traditionally it has been thought that the central bank should operate as lender of last resort only for banks,¹⁰ but as the Bear Stearns case showed, the failure of other types of institutions may also have serious consequences for the stability of the financial system.¹¹ And of course, the moral hazard issue has always to be borne in mind in discussing the depth and breadth of the security blanket provided by the lender of last resort.

In the financial crises of the 1990s, particularly those in Asia in 1997-98, the IMF argued that countries could avoid financial crises by (i) ensuring that their macroeconomic framework was sound and sustainable, and (ii) that the financial system was strong. To what extent does the current crisis validate or contradict that conclusion? The macroeconomic *situation* of the United States in recent years has not been sustainable, in that the current account deficit clearly had to be corrected at some point; similarly longer-run budget projections point to the need for a substantial correction in future. This does not necessarily mean that the U.S. macroeconomic *framework*

was not sustainable. It is clear however that the financial system was not strong, and that in particular, the supervisory system was not a system, but a collection of separate and not well coordinated authorities, with substantial gaps and shortcomings in its coverage.

The question of the connection between the unsustainability of the macroeconomic situation and the financial crisis remains a key question for research.

IV. Evaluating Policy Performance So Far

In his interesting and provocative paper, Willem Buiter criticizes, among other things, the Fed's "rescue" of Bear Stearns, and its failure to control inflation.¹² The Bear Stearns rescue still looks sensible, in light of the fragile state of the financial system when it took place, and in light of the fact that the existing owners were not protected but rather saw the value of their shares massively marked down.

As to the inflation point, Buiter in part argues that the Fed was too slow in raising interest rates in the period 2003-2006, and in addition that it was obvious that the entry of Chinese and Indian producers and consumers into the world economy would be inflationary, and should have been anticipated by the Fed. With regard to the latter point, we should remember that until about a year ago the predominant view about the entry of China and India into the global economy, was that it was a deflationary force, pushing down on wages in the industrialized countries.

Why the changed view? That must be a result of the overall balance of macroeconomic forces in the global economy, which switched from deflationary to inflationary as the rapid global growth of the last four years continued. It remains to be analyzed where the inflationary impulses were centered, and what role was played by China's exchange rate policy.

More generally, whether the ongoing integration of China and India into the global economy will lead to deflation or ongoing inflation as the relative prices of goods consumed directly or indirectly by them—middle class goods—rise will also be determined by the overall balance of global macroeconomic policy.

V. Concluding Comment

Typically, the question the returning traveler is asked after attending an international conference as well known as this one is “Were they optimistic or pessimistic?” This time the answer for the short run of up to a year is obvious: “pessimistic.” But if the authorities in the U.S. and abroad move rapidly and well to stabilize the financial situation, growth could be beginning to resume by the time we meet here again next year.

Author’s note: This is an edited version of concluding comments delivered at the Federal Reserve Bank of Kansas City conference, “Maintaining Stability in a Changing Financial System,” Jackson Hole, Wyoming, August 21-23, 2008. In light of their importance, I have had to mention some of the financial developments that occurred after the Jackson Hole conference. However I have tried to minimize the use of hindsight in preparing the written version of the comments and have tried to keep them close to the concluding comments delivered on August 23, 2008.

Endnotes

¹This comment was made before the upward revision (in late August, after the Kansas City Fed conference) of second quarter GDP.

²Whether this statement turns out to be true depends on the ultimate cost to the public of the many rescue measures announced after the Jackson Hole conference.

³“Report of the Financial Stability Forum on Enhancing Market and Institutional Resilience,” Financial Stability Forum, April 2008.

⁴“The Department of the Treasury Blueprint for a Modernized Financial Regulatory Structure,” U.S. Treasury, March 2008.

⁵“Containing Systemic Risk: The Road to Reform,” Counterparty Risk Management Policy Group III (CRMPG III), August 6, 2008. “Toward Greater Financial Stability: A Private Sector Perspective,” Counterparty Risk Management Policy Group II (CRMPG II), July 27, 2005.

⁶“IIF Final Report of the Committee on Market Best Practices: Principles of Conduct and Best Practice Recommendations,” Institute of International Finance, July 2008.

⁷This was written before the disappearance of the major investment banks in the U.S.

⁸More accurately, the organization is known as the “Central Bank and Financial Services Authority of Ireland.”

⁹The U.S. Treasury’s March 2008 report on the reform of the supervisory system, *op. cit.* adopts this tri-functional approach.

¹⁰The current Bank of Israel law (passed in 1954) allows the central bank to lend only to banks. In cases of liquidity, the central bank can do that on its own authority; in solvency cases, it needs the approval of the government.

¹¹This point is reinforced by the Fed’s decision in September to extend a loan to AIG, to prevent its immediate collapse.

¹²Alan Blinder’s discussion of Willem Buiter’s paper provides a more comprehensive analysis of the major points raised by Buiter.

The Participants

TOBIAS ADRIAN
Senior Economist
Federal Reserve Bank of New York

SHAMSHAD AKHTAR
Governor
State Bank of Pakistan

LEWIS ALEXANDER
Chief Economist
Citi

HAMAD AL-SAYARI
Governor
Saudi Arabian Monetary Agency

SINAN ALSHABIBI
Governor
Central Bank of Iraq

DAVID E. ALTIG
Senior Vice President
and Director of Research
Federal Reserve Bank of Atlanta

SHUHEI AOKI
General Manager for the Americas
Bank of Japan

JEANNINE AVERSA
Economics Writer
Associated Press

MARTIN H. BARNES
Managing Editor,
The Bank Credit Analyst
BCA Research

CHARLES BEAN
Deputy Governor
Bank of England

STEVEN BECKNER
Senior Correspondent
Market News International

C. FRED BERGSTEN
Director
Peterson Institute for
International Economics

RICHARD BERNER
Co-Head, Global Economics
Morgan Stanley, Inc.

BRIAN BLACKSTONE
Special Writer
Dow Jones Newswires

ALAN BOLLARD
Governor
Reserve Bank of New Zealand

HENDRIK BROUWER
Executive Director
De Nederlandsche Bank

JAMES B. BULLARD
President and Chief
Executive Officer
Federal Reserve Bank of St. Louis

MARIA TEODORA CARDOSO
Member of the Board of Directors
Bank of Portugal

MARK CARNEY
Governor
Bank of Canada

JOHN CASSIDY
Staff Writer
The New Yorker

LUC COENE
Deputy Governor
National Bank of Belgium

LU CÓRDOVA
Chief Executive Officer
Corlund Industries

ANDREW CROCKETT
President
JPMorgan Chase International

PAUL DEBRUCE
President
DeBruce Grain, Inc.

JOSÉ R. DE GREGORIO
Governor
Central Bank of Chile

SERVAAS DEROOSE
Director
European Commission

WILLIAM C. DUDLEY
Executive Vice President
Federal Reserve Bank of New York

ROBERT H. DUGGER
Managing Director
Tudor Investment Corporation

ELIZABETH A. DUKE
Governor
Board of Governors of the
Federal Reserve System

CHARLES L. EVANS
President and Chief
Executive Officer
Federal Reserve Bank of Chicago

MARK FELSENTHAL
Correspondent
Reuters

MIGUEL FERNÁNDEZ
ORDÓÑEZ
Governor
Bank of Spain

CAMDEN R. FINE
President and Chief
Executive Officer
Independent Community
Bankers of America

JACOB A. FRENKEL
Vice Chairman
American International Group, Inc.

INGIMUNDUR FRIDRIKSSON
Governor
Central Bank of Iceland

TIMOTHY GEITHNER
President and Chief
Executive Officer
Federal Reserve Bank of New York

SVEIN GJEDREM
Governor
Norges Bank

AUSTAN GOOLSBEE
Professor
Graduate School of Business,
University of Chicago

TONY GRIMES
Director General
Central Bank and
Financial Services
Authority of Ireland

KRISHNA GUHA
Chief U.S. Economics Correspondent
Financial Times

CRAIG S. HAKKIO
Senior Vice President and Special
Advisor on Economic Policy
Federal Reserve Bank of Kansas City

ETHAN HARRIS
Chief U.S. Economist
Lehman Brothers, Inc.

JAN HATZIUS
Chief U.S. Economist
Goldman Sachs & Company

THOMAS M. HOENIG
President and Chief
Executive Officer
Federal Reserve Bank of Kansas City

ROBERT GLENN HUBBARD
Professor
Graduate School of Business,
Columbia University

GREG IP
U.S. Economics Editor
The Economist

NEIL IRWIN
National Economy Correspondent
The Washington Post

RADOVAN JELASIC
Governor
National Bank of Serbia

HUGO FREY JENSEN
Director
Danmarks Nationalbank

THOMAS JORDAN
Member of the Governing Board
Swiss National Bank

SUE KIRCHHOFF
Reporter
USA Today

DONALD L. KOHN
Vice Chairman
Board of Governors of the
Federal Reserve System

GEORGE KOPITS
Member of the Monetary Council
National Bank of Hungary

RANDALL KROSZNER
Governor
Board of Governors of the
Federal Reserve System

JEFFREY M. LACKER
President and Chief
Executive Officer
Federal Reserve Bank of Richmond

JEAN-PIERRE LANDAU
Deputy Governor
Bank of France

SCOTT LANMAN
Reporter
Bloomberg News

JU-YEOL LEE
Deputy Governor
The Bank of Korea

MICKEY D. LEVY
Chief Economist
Bank of America

STEVEN LIESMAN
Senior Economics Reporter
CNBC

ERKKI LIIKANEN
Governor
Bank of Finland

JUSTIN YIFU LIN
Senior Vice President and
Chief Economist
The World Bank

LAWRENCE LINDSEY
President and Chief
Executive Officer
The Lindsey Group

DENNIS P. LOCKHART
President and Chief
Executive Officer
Federal Reserve Bank of Atlanta

PHILIP LOWE
Assistant Governor
Reserve Bank of Australia

BRIAN MADIGAN
Director, Division of
Monetary Affairs
Board of Governors of the
Federal Reserve System

JOHN H. MAKIN
Principal
Caxton Associates, Inc.

PHILIPPA MALMGREN
Chairman
Canonbury Group Limited

TITO T. MBOWENI
Governor
South African Reserve Bank

PAUL McCULLEY
Managing Director
Pacific Investment
Management Company

HENRIQUE DE CAMPOS
MEIRELLES
Governor
Central Bank of Brazil

ALLAN MELTZER
University Professor of
Political Economy
Carnegie Mellon University

YVES MERSCH
Governor
Central Bank of Luxembourg

MÁRIO MESQUITA
Deputy Governor
Central Bank of Brazil

LORETTA MESTER
Senior Vice President and
Director of Research
Federal Reserve Bank of
Philadelphia

LAURENCE H. MEYER
Vice Chairman
Macroeconomic Advisers

FREDERIC S. MISHKIN
Governor
Board of Governors of the
Federal Reserve System

RAKESH MOHAN
Deputy Governor
Reserve Bank of India

MICHAEL H. MOSKOW
Vice Chairman and Senior Fellow
for the Global Economy
The Chicago Council on
Global Affairs

KEVIN MUEHRING
Senior Managing Director
Medley Global Advisors

KIYOHICO G. NISHIMURA
Deputy Governor
Bank of Japan

PETER ORSZAG
Director
Congressional Budget Office

SANDRA PIANALTO
President and Chief
Executive Officer
Federal Reserve Bank of Cleveland

CHARLES I. PLOSSER
President and Chief
Executive Officer
Federal Reserve Bank of Philadelphia

DIANE M. RALEY
Vice President and Public
Information Officer
Federal Reserve Bank
of Kansas City

ROBERT H. RASCHE
Senior Vice President and
Director of Research
Federal Reserve Bank of St. Louis

SUDEEP REDDY
Economics Reporter
The Wall Street Journal

MARTIN REDRADO
President
Central Bank of Argentina

IRMA ROSENBERG
First Deputy Governor
Sveriges Riksbank

HARVEY ROSENBLUM
Executive Vice President and
Director of Research
Federal Reserve Bank of Dallas

ERIC S. ROSENGREN
President and Chief
Executive Officer
Federal Reserve Bank of Boston

FABRIZIO SACCOMANNI
Deputy Governor
Bank of Italy

KLAUS SCHMIDT-HEBBEL
Chief Economist
Organisation for Economic
Co-operation and Development

GORDON H. SELTON, JR.
Senior Vice President and
Director of Research
Federal Reserve Bank
of Kansas City

NATHAN SHEETS
Director, International
Finance Division
Board of Governors of the
Federal Reserve System

ALLEN SINAI
Chief Global Economist
Decision Economics, Inc.

SLAWOMIR SKRZYPEK
President
National Bank of Poland

MICHELLE A. SMITH
Assistant to the Board and
Division Director
Board of Governors of the
Federal Reserve System

MARK S. SNIDERMAN
Executive Vice President
Federal Reserve Bank of Cleveland

GENE SPERLING
Senior Fellow for Economic Studies
Council on Foreign Relations

DAVID J. STOCKTON
Director, Division of Research
and Statistics
Board of Governors of
the Federal Reserve System

DANIEL SULLIVAN
Senior Vice President and
Director of Research
Federal Reserve Bank of Chicago

LAWRENCE H. SUMMERS
Managing Director
D.E. Shaw

PHILLIP L. SWAGEL
Assistant Secretary for
Economic Policy
U.S. Treasury Department

JOSEF TOSŮVSKÝ
Chairman, Financial
Stability Institute
Bank for International Settlements

UMAYYA S. TOUKAN
Governor
Central Bank of Jordan

JOSEPH TRACY
Executive Vice President and
Director of Research
Federal Reserve Bank of New York

JANET L. YELLEN
President and Chief
Executive Officer
Federal Reserve Bank of
San Francisco

JEAN-CLAUDE TRICHET
President
European Central Bank

DURMUŞ YILMAZ
Governor
Central Bank of the
Republic of Turkey

ZDENĚK TŮMA
Governor
Czech National Bank

PETER ZOELLNER
Executive Director
Austrian National Bank

GERTRUDE TUMPEL-
GUGERELL
Member of the Executive Board
European Central Bank

LOUIS UCHITELLE
Economics Writer
The New York Times

JOSÉ DARÍO URIBE
General Manager
Bank of the Republic, Colombia

JULIO VELARDE
Governor
Central Reserve Bank of Peru

KEVIN M. WARSH
Governor
Board of Governors of the
Federal Reserve System

AXEL A. WEBER
President
Deutsche Bundesbank

JOHN A. WEINBERG
Senior Vice President and
Director of Research
Federal Reserve Bank of Richmond