

Credit and Debit Card Interchange Fees in Various Countries

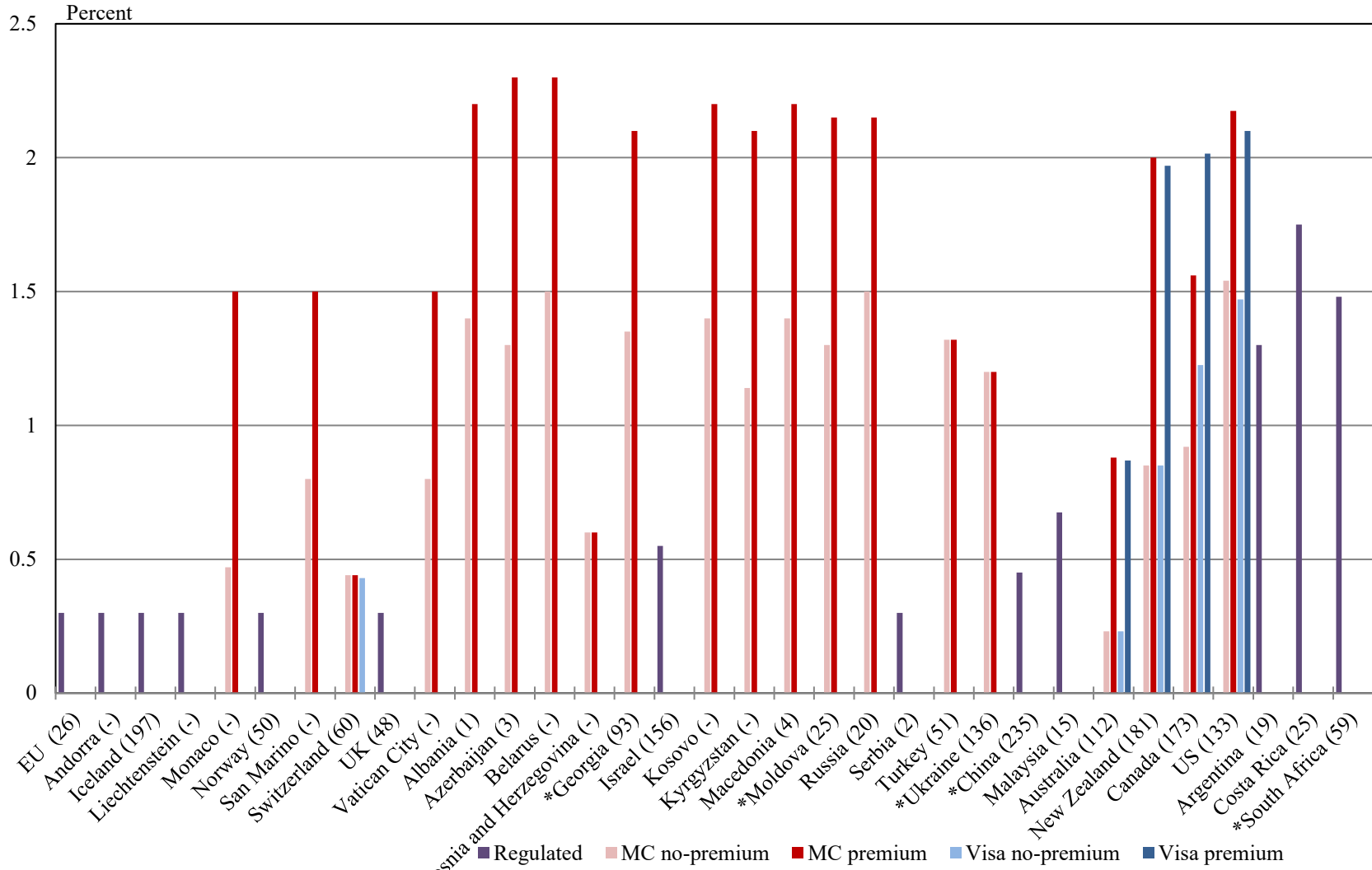
August 2022 Update

Prepared by Fumiko Hayashi and Sam Baird[†]

Federal Reserve Bank of Kansas City

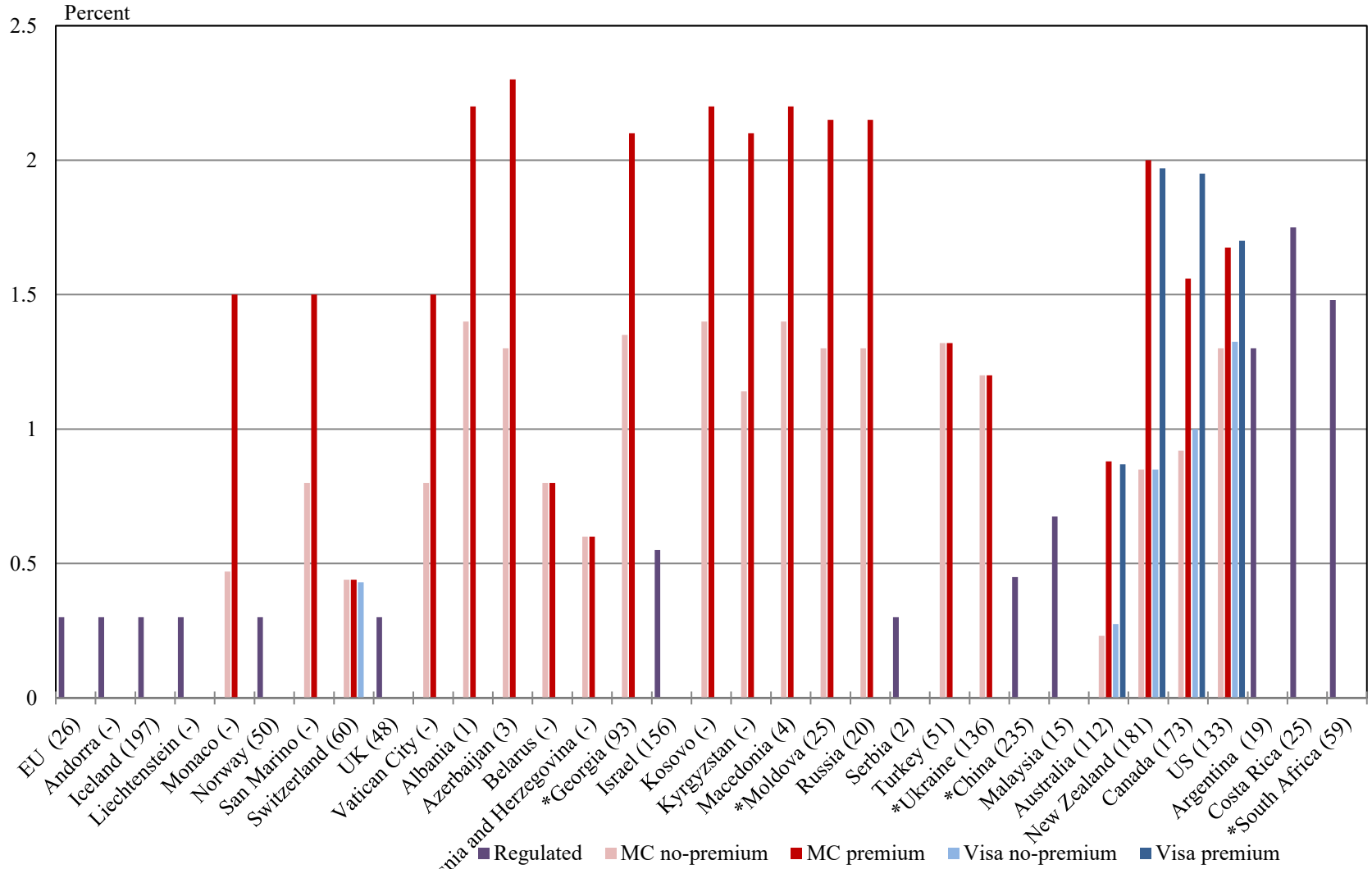
[†] Fumiko Hayashi, Payments Policy Advisor and Economist, and Sam Baird, Research Associate, compiled this update. The original charts appeared in Hayashi, Fumiko, 2010. “Payment Card Interchange Fees and Merchant Service Charges – An International Comparison,” *Lydian Payments Journal*, 1(3): 6-22.

2022 Credit IF Rates: Retail (Face-to-Face)



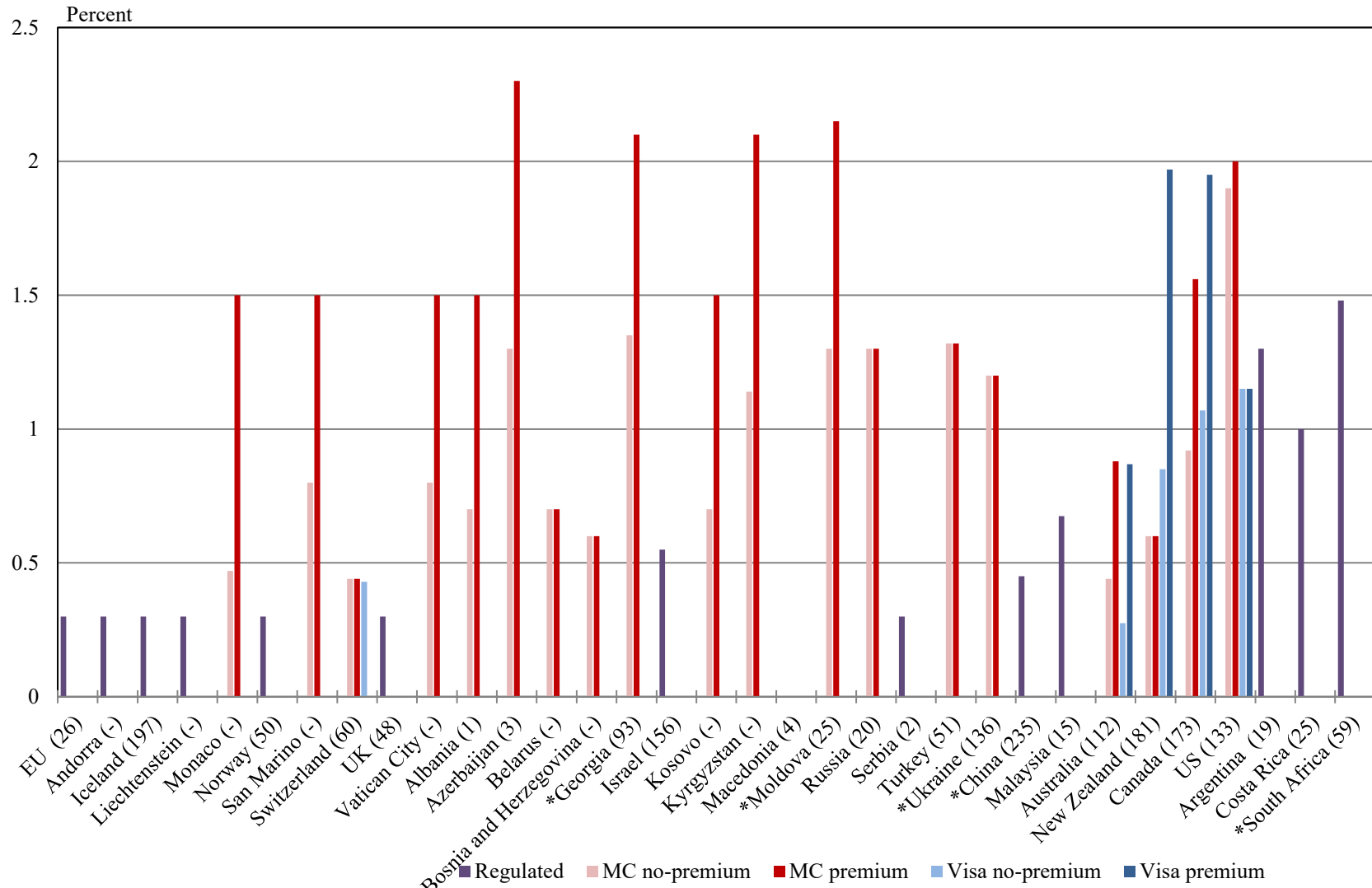
(-) Per capita credit, credit / delayed debit, or delayed debit card transactions per year. Calculated using combined credit and debit transactions for countries with asterisk,*. Credit face-to-face IF rate is not available for Brazil.

2022 Credit IF Rates: Grocery



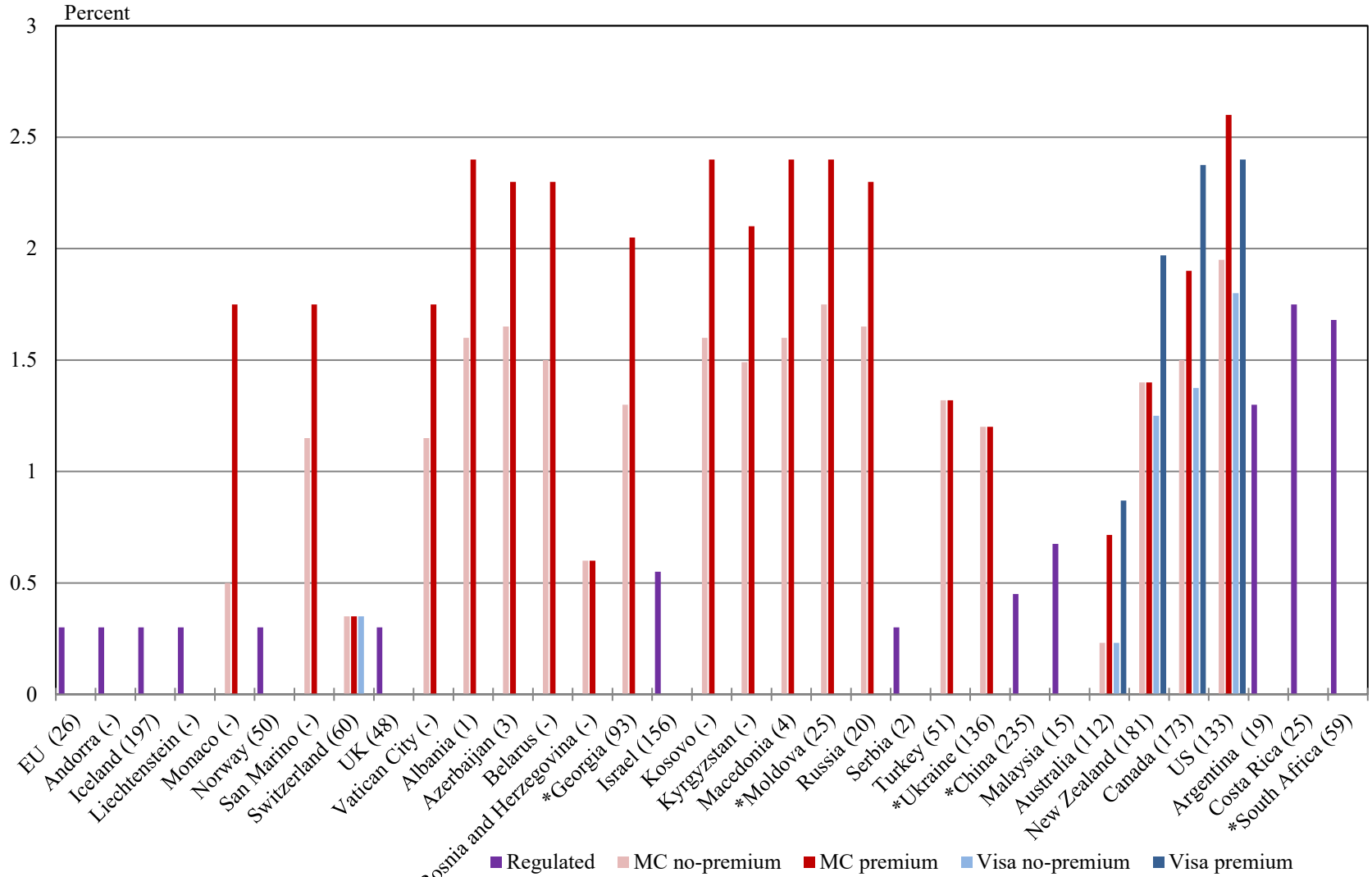
() Per capita credit, credit / delayed debit, or delayed debit card transactions per year. Calculated using combined credit and debit transactions for countries with asterisk,*. Credit grocery IF rate is not available for Brazil.

2022 Credit IF Rates: Gas



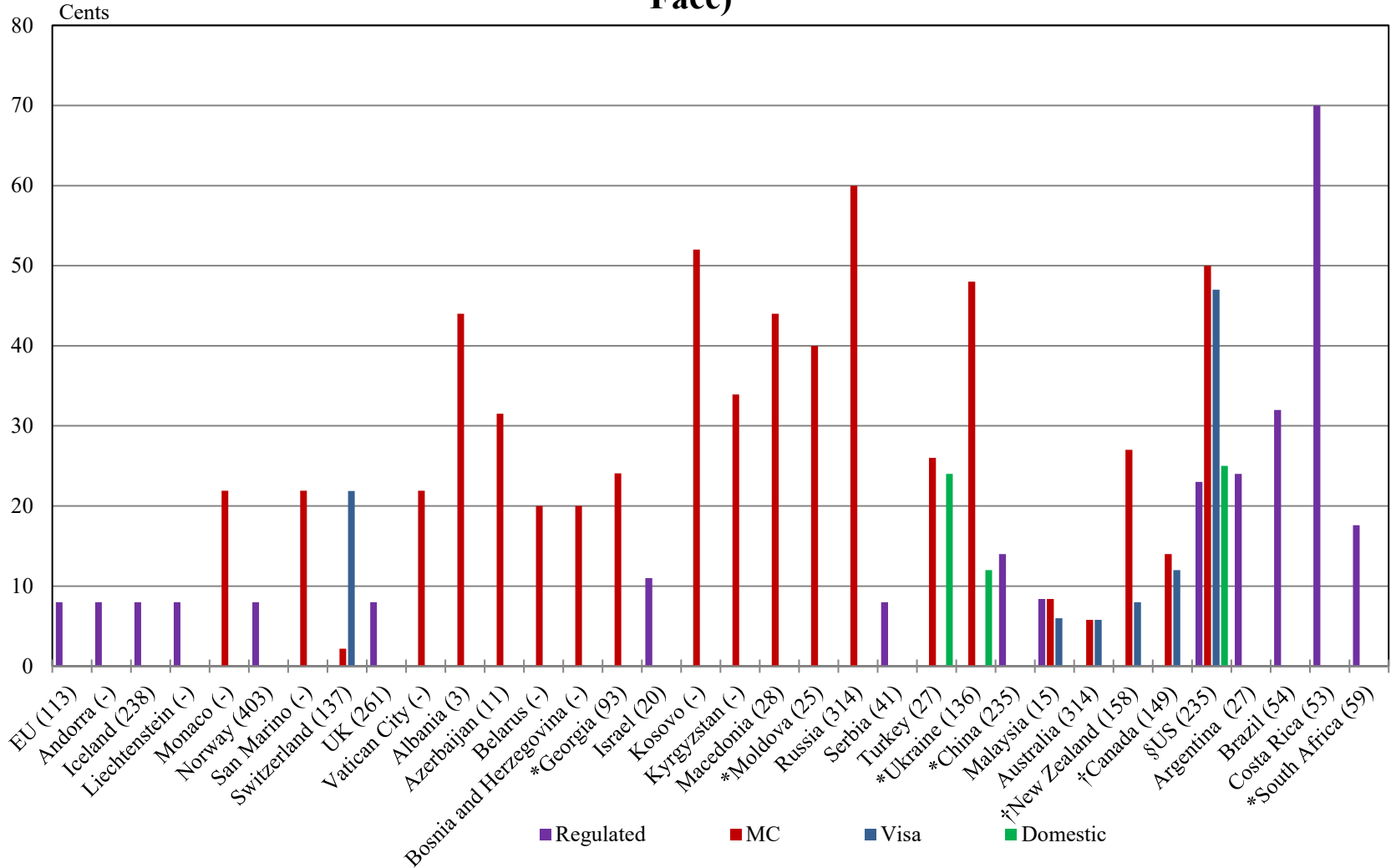
(-) Per capita credit, credit / delayed debit, or delayed debit card transactions per year. Calculated using combined credit and debit transactions for countries with asterisk, *. Credit gas station IF rate is not available for Brazil.

2022 Credit IF Rates: E-merchant



() Per capita credit, credit / delayed debit, or delayed debit card transactions per year. Calculated using combined credit and debit transactions for countries with asterisk, *. Credit e-merchant IF rate is not available for Brazil.

2022 Debit IF for US\$40-Equivalent Transaction: Retail Store (Face-to-Face)



() Per capita debit or debit / delayed debit transactions per year. Calculated using combined credit and debit transactions for countries with asterisk, *.

† The domestic debit card scheme has zero interchange fees.

Notes:

The 2021 average exchange rates are used to convert debit card interchange fees to USD.

As for Mastercard interchange fees, Maestro fees are used for European countries.

As for the U.S. domestic interchange fee, the average PIN debit interchange fee for exempt issuers reported by the Federal Reserve Board is used.

EU countries are: Austria, Belgium, Bulgaria, Croatia, Cyprus, Czech Republic, Denmark, Estonia, Finland, France, Germany, Greece, Hungary, Ireland, Italy, Latvia, Lithuania, Luxembourg, Malta, Netherlands, Poland, Portugal, Romania, Slovakia, Slovenia, Spain, and Sweden.

Credit and debit transactions are from 2020 for all countries except Moldova (2019).

Sources:

Interchange Fees

Europe

<https://www.visaeurope.com/about-us/interchange-fees/>

<https://www.mastercard.co.uk/en-gb/about-mastercard/what-we-do/interchange/european-interchange-rates.html>

http://www.parlament.gov.rs/49th_Sitting_of_the_Committee_on_Finance,_State_Budget_and_Control_of_Public_Spending.34154.537.html

<https://www.boi.org.il/en/NewsAndPublications/PressReleases/Pages/25-2-18.aspx>

<https://bkm.com.tr/en/useful-information/commissions-and-fees/interbank-interchange-commissions/>

<https://bank.gov.ua/en/news/all/nps-prostir-vidnovlyuye-diyu-komisiyi-intercheyndj-za-operatsiyami-oplati-tovariv-i-poslug#:~:text=Starting%20from%201%20May%202022,retailers%20and%20in%20e%2Dcommerce.>

Asia

<https://www.dwt.com/blogs/financial-services-law-advisor/2016/11/china-report-uniform-interchange-rates-now-apply-d>

https://www.ocbc.com.my/assets/pdf/Cards/INTERCHANGE_FEE.pdf

Oceania

<https://www.visa.com.au/about-visa/interchange.html>

<https://www.mastercard.com.au/en-au/about-mastercard/what-we-do/interchange.html>

<https://www.visa.co.nz/about-visa/interchange.html>

<https://www.mastercard.co.nz/en-nz/merchants/get-support/merchant-interchange-rates.html>

North America

<https://www.mastercard.ca/en-ca/about-mastercard/what-we-do/interchange.html>

<https://www.visa.ca/content/dam/VCOM/regional/na/canada/Support/Documents/visa-canada-interchange-rates-april-2021.pdf>

<https://www.mastercard.us/en-us/business/overview/support/merchant-interchange-rates.html>

<https://usa.visa.com/dam/VCOM/download/merchants/visa-usa-interchange-reimbursement-fees.pdf>

South America

http://www.bcra.gov.ar/mediospago/politica_pagos.asp

<https://www.reuters.com/article/us-brazil-cenbank-regulation/brazil-caps-debit-card-fees-may-limit-them-further-idUSKBN1H22XL>

[https://www.bccr.fi.cr/comunicacion-y-prensa/Docs_Comunicados_Prensa/CP-BCCR-037-2020-](https://www.bccr.fi.cr/comunicacion-y-prensa/Docs_Comunicados_Prensa/CP-BCCR-037-2020-Comisiones_maximas_tarjetas_pago_vigencia_24_noviembre.pdf)

[Comisiones_maximas_tarjetas_pago_vigencia_24_noviembre.pdf](https://www.bccr.fi.cr/comunicacion-y-prensa/Docs_Comunicados_Prensa/CP-BCCR-037-2020-Comisiones_maximas_tarjetas_pago_vigencia_24_noviembre.pdf)

Africa

https://www.resbank.co.za/content/dam/sarb/what-we-do/payments-and-settlements/regulation-oversight-and-supervision/interchange/Revised%20CNP%20interchange%20rates%20Sept%202020_.pdf

Transactions

Europe

<https://sdw.ecb.europa.eu/reports.do?node=100000760>

[https://www.cb.is/library/Fylgiskjol/Hagtolur/Markadir/Greidslumidlun/GRM_062022%20-%20Copy%20\(1\).xlsx](https://www.cb.is/library/Fylgiskjol/Hagtolur/Markadir/Greidslumidlun/GRM_062022%20-%20Copy%20(1).xlsx)

<https://www.norges-bank.no/en/news-events/news-publications/Reports/Norges-Bank-Papers/2021/papers-22021/>

<https://stats.bis.org/statx/toc/CPMI.html>

https://www.bankofalbania.org/rc/doc/annex_1_english_in_years_2021_20405.xlsx

<https://www.cbar.az/page-45/payment-system-indicators>

https://nbg.gov.ge/fm/%E1%83%A1%E1%83%A2%E1%83%90%E1%83%A2%E1%83%98%E1%83%A1%E1%83%A2%E1%83%98%E1%83%99%E1%83%90/payment_cards/eng/issuing-eng.xlsx?v=zvql7

<https://www.boi.org.il/Lists/BoiChapterTablesFiles/j02b.xls>

<https://www.nbrm.mk/content/Platni%20sistemi/Tabela-4-ENG%20Q1%202022.xlsx>

<https://www.bnm.md/en/content/annual-report-2020>

https://www.nbs.rs/export/sites/NBS_site/documents/platni-sistem/statistika/el_novac/el_novac_u_RS.xlsx

https://www.nbs.rs/export/sites/NBS_site/documents/platni-sistem/statistika/el_novac/el_novac_van_RS.xlsx

<https://bank.gov.ua/en/news/all/richniy-zvit-natsionalnogo-banku-ukrayini-za-2020-rik>

Asia

<https://stats.bis.org/statx/toc/CPMI.html>

<https://www.bnm.gov.my/payment-statistics>

Oceania

<https://stats.bis.org/statx/toc/CPMI.html>

[http://archive.stats.govt.nz/infoshare/\(X\(1\)S\(aekqc2emfnn15m55yjuj21n5\)\)/ViewTable.aspx?pxID=18fbd0b7-9906-42cb-96c7-591b5cd71c14](http://archive.stats.govt.nz/infoshare/(X(1)S(aekqc2emfnn15m55yjuj21n5))/ViewTable.aspx?pxID=18fbd0b7-9906-42cb-96c7-591b5cd71c14)

North America

<https://stats.bis.org/statx/toc/CPMI.html>

South America

<https://stats.bis.org/statx/toc/CPMI.html>

[https://one.oecd.org/document/DAF/COMP/LACF\(2021\)8/en/pdf](https://one.oecd.org/document/DAF/COMP/LACF(2021)8/en/pdf)

Africa

<https://stats.bis.org/statx/toc/CPMI.html>

Miscellaneous (population and exchange rate)

<http://data.worldbank.org/indicator/SP.POP.TOTL>

<https://www.ofx.com/en-us/forex-news/historical-exchange-rates/yearly-average-rates/>